

RANGE ROVER SPORT



ABOVE & BEYOND



ENTER
scroll or swipe to interact



ABOVE & BEYOND

Ever since the first Land Rover vehicle was conceived in 1947, we have built vehicles that challenge what is possible. These in turn have challenged their owners to explore new territories and conquer difficult terrains. Our vehicles epitomise our brand. Vehicles with exemplary design credentials and engineering capabilities. Which is how we continue to break new ground, defy conventions and encourage each other to go further. Land Rover truly enables you to make more of your world, to go above and beyond.



DESIGN

PERFORMANCE

CAPABILITY

TECHNOLOGY

SAFETY

VERSATILITY

PERSONALISATION

RANGE ROVER SPORT

 BUILD YOUR OWN

Range Rover Sport is undoubtedly our most dynamic SUV ever. Performance and capability are exceptional, and a range of advanced technologies deliver an assured, confident driving experience. With sportier design cues and a powerful, muscular stance, this is a vehicle designed for impact.

HSE SILVER

Featuring a host of stylish design touches, HSE Silver delivers a truly distinctive interpretation of Range Rover Sport. One that will never fail to delight.



Vehicle shown is HSE Silver in Lantau Bronze with optional features fitted (market dependent).
Vehicles shown are from the Land Rover global range. Specifications, options and availability will vary between markets and should be verified with your nearest Land Rover Retailer. CO₂ and fuel economy figures may vary according to wheel fitment and optional extras fitted.



DESIGN

PERFORMANCE

CAPABILITY

TECHNOLOGY

SAFETY

VERSATILITY

PERSONALISATION

EXTERIOR

Muscular and perfectly proportioned, Range Rover Sport is designed to command attention wherever you take it. Every aspect of the vehicle has been designed with precision for immediate impact; its lower, sportier stance is enhanced by the revised front and rear bumpers with integrated exhaust finishers¹. A dramatic, modern feel is completed by the wrap-around LED headlights with front and rear Animated Directional Indicators². This powerful, athletic vehicle is now more compelling than ever.



¹Engine dependent. ²Linked feature.

Vehicle shown is Autobiography Dynamic in Firenze Red with Ebony/Vintage Tan interior with optional features fitted (market dependent).



DESIGN

PERFORMANCE

CAPABILITY

TECHNOLOGY

SAFETY

VERSATILITY

PERSONALISATION

With its distinctive silhouette, rearward sloping roof and continuous waistline, Range Rover DNA is unmistakable throughout; its presence more formidable than ever. A cleaner, more dynamic design, there's a contemporary feel everywhere you look, from the Range Rover Sport grille, bonnet vents and fender vents, to the refined, yet sporty wheel options such as 22", 9 split-spoke Gloss Dark Grey with contrast Diamond Turned finish*.



*Not shown. Optional feature. Model and engine dependent.
Features and their availability may differ by vehicle specification and market. For full feature and option availability please refer to the online configurator or visit your local Land Rover Retailer.

Exceptional on-road performance and all-terrain capabilities elevate this vehicle into a class of its own. Exuding confidence, its sporty design is complemented by truly responsive driving dynamics and seamlessly integrated technology. With a wide range of engines and a light aluminium monocoque body, it delivers a fast, refined performance.



DESIGN

PERFORMANCE

CAPABILITY

TECHNOLOGY

SAFETY

VERSATILITY

PERSONALISATION



Interior shown is Autobiography Dynamic in Ebony/Vintage Tan with optional features fitted (market dependent).



DESIGN

PERFORMANCE

CAPABILITY

TECHNOLOGY

SAFETY

VERSATILITY

PERSONALISATION

INTERIOR

Luxurious, supremely comfortable and exceptionally functional, Range Rover Sport is a driver’s vehicle through and through. The signature cockpit has been extensively reimagined; every element meticulously designed and beautifully executed. Intuitive controls include the SportShift Selector gear lever, providing the option of manual gear shifting and flush touch-sensitive steering wheel switches.

The sense of luxury and innovation is reinforced by the revolutionary Touch Pro Duo technology, which incorporates two 10" Touchscreens as standard. The finest materials combine seamlessly with dynamic sports detailing such as the Extended Carbon Fibre veneer*. The centrepiece is the bold intersection between the sportier horizontal elements of the instrument panel and the vertical lines of the centre console. While the overall clean design is complemented by the enhanced Configurable Ambient Interior Lighting* with a striking graphic light running the length of the console, and the uncluttered feel is maintained by flexible stowage solutions such as the additional upper glovebox.

The distinctive Sports Command Driving Position elevates the driver to provide a heightened sense of confidence and control, giving sweeping views over the road ahead. The seats can be specified in the finest Semi-Aniline leather* with a Cut Diamond pattern in contemporary colourways - including Ebony Vintage Tan and Ebony Eclipse - to ensure this vehicle looks and feels as good as it drives.

*Optional feature. Model dependent.



RANGE ROVER SPORT HSE SILVER

Standard 21", 5 split-spoke Gloss Black wheels with contrast Diamond Turned finish give the vehicle immediate presence. Whilst Shadow Atlas finishers, Range Rover lettering and bonnet vent inserts convey consummate style. Available in a choice of seven colours, HSE Silver's sophisticated good looks are matched by a suite of smart technologies.

 BUILD YOUR OWN



From the tactility of the Satin Chrome gearshift paddles to the striking Ebony or Ivory seats, and ingenious touches such as a cooler compartment in the front centre console, meticulous attention to detail is in everything. And can be seen everywhere.



Interior shown is HSE Silver in Ebony/Ivory with optional features fitted (market dependent).



DESIGN

PERFORMANCE

CAPABILITY

TECHNOLOGY

SAFETY

VERSATILITY

PERSONALISATION

RANGE ROVER SPORT HSE DYNAMIC BLACK

Taut, muscular lines define the new HSE Dynamic Black. Whilst privacy glass, 21", 9 spoke Gloss Black wheels, a Black Pack and Black interior give it added presence. This is one vehicle that will never go unnoticed.

 BUILD YOUR OWN



Vehicle shown is HSE Dynamic Black in Carpathian Grey with Narvik Black contrast roof and optional features fitted (market dependent).

A driver-focused cabin and superb levels of subtle detailing define the HSE Dynamic Black. Headliners and seats are in full-on Ebony, and a Grand Black veneer gives it that extra edge. The darkened look is offset with a fixed panoramic roof that floods the space with light.

Interior shown is HSE Dynamic Black in Ebony/Ebony with optional features fitted (market dependent).



DESIGN

PERFORMANCE

CAPABILITY

TECHNOLOGY

SAFETY

VERSATILITY

PERSONALISATION



RANGE ROVER SPORT SVR CARBON EDITION

This supercharged SVR is the ultimate blend of luxury and power. Its exterior styling enhancements, all of which are crafted in Carbon Fibre, are distinctive, and beautifully realised and finished. They truly add to the vehicle’s performance credentials.



Vehicle shown is SVR Carbon Edition in Eiger Grey with optional features fitted (market dependent).

SVR Carbon Edition also features the extensive use of Carbon Fibre throughout the cabin. Door inserts, the front centre console area and steering wheel branding are all finished in Carbon Fibre, perfectly complementing the exclusive illuminated aluminium treadplates.



Interior shown is SVR Carbon Edition in Ebony/Cirrus with optional features fitted (market dependent).

PERFORMANCE

ENGINES AND TRANSMISSION

From power and sheer driving pleasure to fuel economy and refinement, there is a range of engines available for Range Rover Sport and each has been optimised for specific attributes to cater for all needs. All engines are equipped with Stop/Start technology and smart regenerative solutions to capture wasted kinetic energy when the vehicle is decelerating and reduce fuel consumption, especially during urban driving.

Ingenium technology underpins the 4 and 6-cylinder petrol engines and the 6-cylinder diesel engines in the Range Rover Sport range. These low friction, all-aluminium engines have stiff cylinder blocks and twin balancer shafts to ensure inherently low levels of vibration, enabling a smooth and refined driving experience.

8-SPEED AUTOMATIC TRANSMISSION

All engines in Range Rover Sport are coupled with an 8-speed Automatic Transmission. With eight closely spaced ratios, the transmission ensures that you are always in the optimum gear, maximising fuel efficiency and acceleration. Gear changes are almost imperceptible and shift schedules intelligently adapt to your driving style.

Engine availability is market dependent. Please consult your local Land Rover Retailer for details.

Vehicle shown is HST in Hakuba Silver with optional features fitted (market dependent).



PLUG-IN HYBRID ELECTRIC VEHICLE

P400e uses the combination of an advanced 2,0 litre 300PS Si4 Ingenium Petrol engine, supported by a high capacity 105kW electric motor to deliver a combined output of 404PS. The electric motor can either supply its power in parallel with the engine, or drive the vehicle in the manually selectable Electric Vehicle (EV) mode. The large 13kWh capacity battery gives the vehicle an all-electric range from a full charge, capable of managing most city commutes with zero tailpipe emissions. Capability, performance and cutting-edge technologies are at the heart of every Land Rover. Taking our vehicles into the future, electric power now propels us into an exciting new era.

Our first ever Plug-in Hybrid Electric Vehicle (PHEV), is driven by our most innovative powertrain yet; an advanced Ingenium Petrol engine and electric motor combine to give a dynamic and stylish ride with full Range Rover Sport capability*. With a full electric charge, PHEV is capable of managing most city commutes. Drivers can select from two driving modes to best suit their needs.

*Please refer to the accompanying Technical Specification for full details on drive line, engine performance and fuel economy. Note that CO₂ and fuel economy figures can vary according to wheel fitment, and the lowest figures may not be achievable with the standard wheels.
Vehicle shown is Autobiography Dynamic with Bright Pack in Fuji White with optional features fitted (market dependent).



Parallel Hybrid mode (the default driving mode) - combined petrol and electric drive. When in Parallel Hybrid mode, the driver can optimise battery charge or fuel economy by utilising two alternative charge management functions:

SAVE function - prevents the battery charge dropping below the level which has been selected

Predictive Energy Optimisation (PEO) function - by entering a destination in the navigation system the driver enables the feature, which utilises altitude data for the route selected to intelligently switch between the electric motor and petrol engine to maximise fuel economy

EV (Electric Vehicle) mode - full electric drive*.

In addition to the benefits described, an increasing number of major cities are introducing vehicle restrictions and charges from which drivers of PHEV vehicles could be exempt.

*Parallel Hybrid mode will be automatically re-engaged should the driver require more power and torque than is available, or the battery charge drops to an insufficient level to maintain progress.





Seamless Design

Integrating the charging port into the front grille provides easy connection without compromising the vehicle's dynamic design.

Low CO₂ Emissions¹

PHEV's CO₂ output makes it one of our lowest-emission powertrains yet.

EV Range

PHEV is fully capable of managing most city commutes in full Electric Vehicle (EV) mode².

Refined Drive

Our quietest Range Rover Sport yet, PHEV delivers a virtually silent drive in full EV mode. PHEV ensures seamless transition between the petrol engine and electric motor, delivering optimal refinement.

No Compromise on Capability and Performance

PHEV is precise and uncompromising. It is fully capable of handling off-road situations such as wading³ and rock crawl. Its on-road performance is equally remarkable, delivering additional power when you need it most through a combination of electric motor and petrol engine.

Cabin Pre-conditioning⁴

You can pre-heat or, uniquely to PHEV, pre-cool the cabin before you get into the vehicle without starting the engine, making life that bit more comfortable.

¹Please refer to the accompanying Technical Specification for full details on driveline, engine performance and fuel economy. Note that CO₂ and fuel economy figures can vary according to wheel fitment, and the lowest figures may not be achievable with the standard wheels. ²Parallel Hybrid Mode will be automatically re-engaged should the driver require more power and torque than is available, or the battery charge drops to an insufficient level to maintain progress. ³Wading is only available when engine is engaged. ⁴Optional feature.



Easy Overnight Charging

PHEV can fully charge from a domestic electricity supply in as little as 7,5 hours¹ so it’s ideally suited to charging at home overnight.

Charging Solutions

A full charge can be achieved in as little as 2,75 hours¹ at home using the Universal charging cable and 32 amp industrial type socket, or dedicated wall box. In addition, a range of charging points can be used at offices and other designated public places.

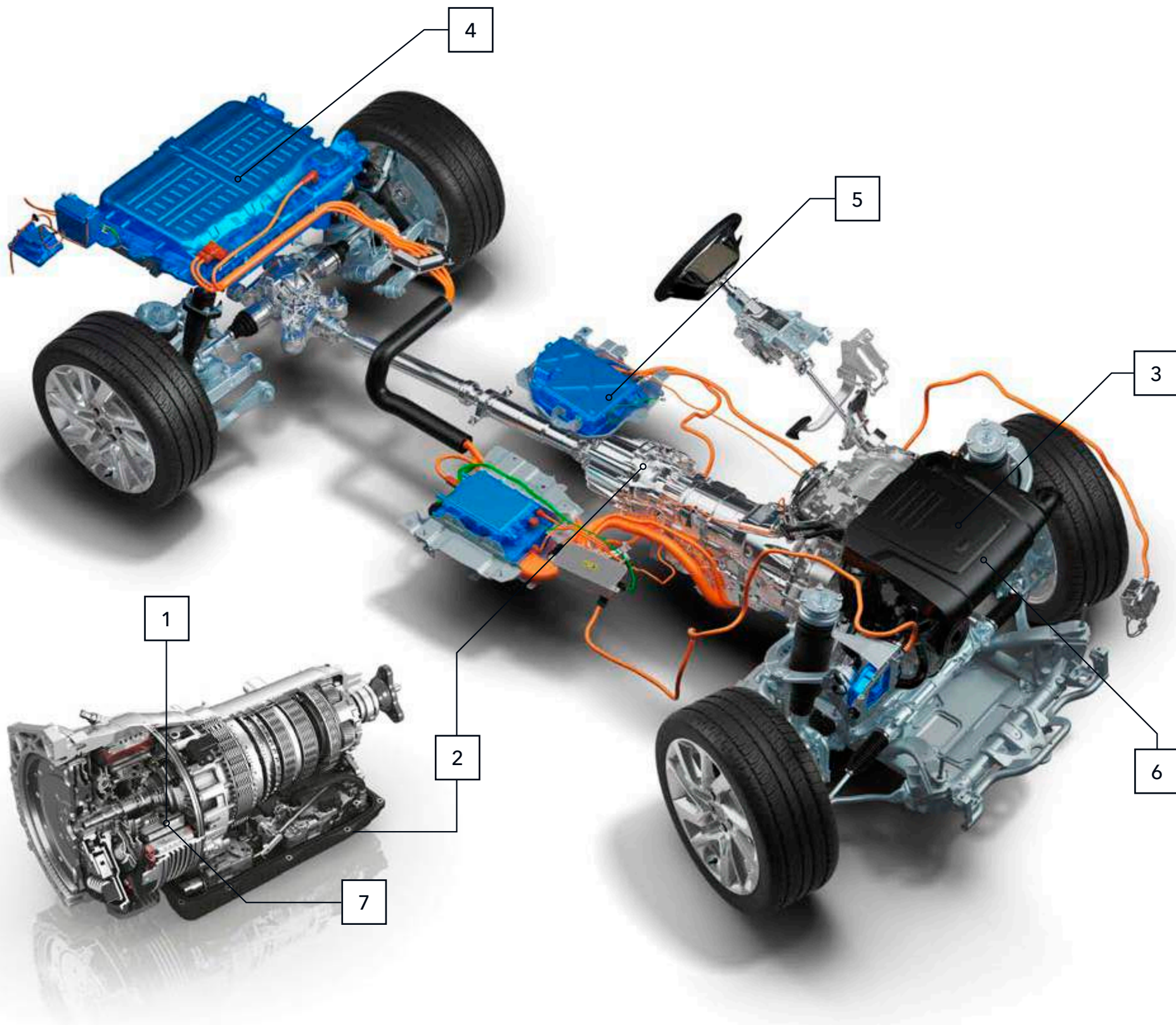
InControl Connectivity

With the Protect² and Remote Premium²³ features, a range of functions are available through your smartphone device – from enabling the driver to view charge status, to remote operation of the vehicle’s climate systems.

¹Charging times will vary by market, power supply and charging solution. Please refer to **landrover.com** for further information.

²Market dependent. ³Land Rover Remote contains subscription services that can be extended after the initial term advised by your Land Rover Retailer. The Land Rover Remote App will need to be downloaded from the Apple App Store/Google Play Store.





- 1 105KW ELECTRIC MOTOR**
PHEV features a high power 105kW permanent magnet synchronous electric motor to deliver power effortlessly.
- 2 INTEGRATED HYBRID AUTOMATIC TRANSMISSION**
A seamless transition from EV to Internal Combustion Engine (ICE) is delivered via the hybrid integrated transmission.
- 3 2,0 LITRE INGENIUM ENGINE**
Developed and engineered by Jaguar Land Rover, our aluminium 2,0 litre 300PS Si4 Ingenium Petrol engine is lighter and more efficient than predecessors.
- 4 13kWH HIGH VOLTAGE BATTERY**
The large capacity battery gives the vehicle an all-electric range, capable of managing most city commutes¹ from a full charge.
- 5 7kW ONBOARD CHARGER**
The powerful 7kW onboard charger can deliver a full battery charge in as little as 2,75 hours² dependent on charging station capability.
- 6 INTEGRATED STARTER GENERATOR**
The Integrated Starter Generator (ISG) delivers an exceptionally refined starting of the petrol engine when required.
- 7 REGENERATIVE BRAKING**
Regenerative braking uses the electric motor to harvest kinetic energy whilst braking, converting it to electrical energy that is used to recharge the high voltage battery.

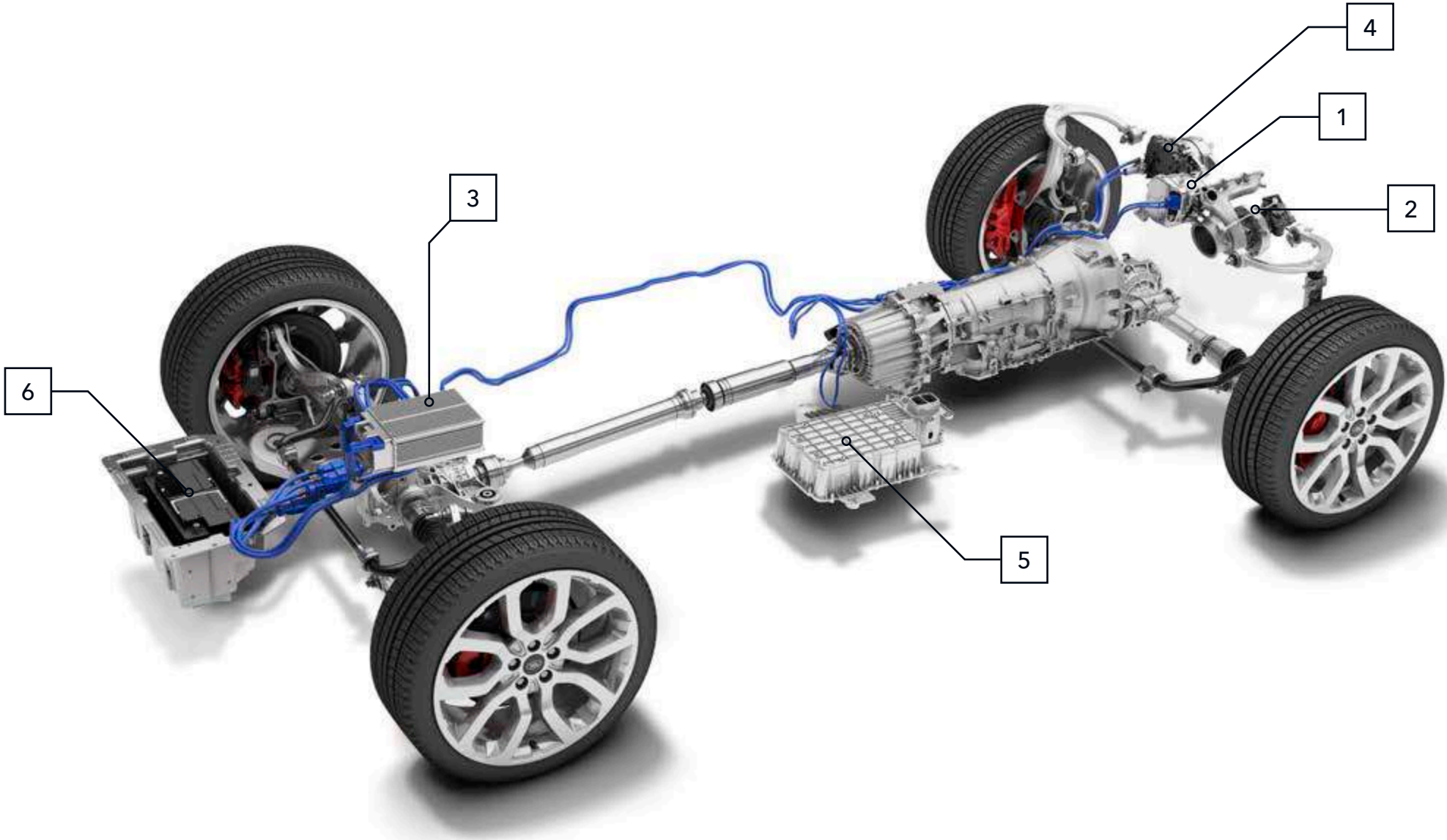
¹Please refer to the accompanying Technical Specification for full details on drive line, engine performance and fuel economy. Note that CO₂ and fuel economy figures can vary according to wheel fitment, and the lowest figures may not be achievable with the standard wheels. ²Charging times will vary by market, power supply and charging solution. Please refer to [landrover.com](https://www.landrover.com) for further information.

MILD HYBRID ELECTRIC VEHICLE

Land Rover is at the forefront of sustainable innovation. Taking our vehicles into a smarter and more exciting future, Mild Hybrid Electric Vehicle (MHEV) technology is a system that uses a belt-driven starter-generator and state-of-the-art 48V battery. These harvest energy that would normally be lost during deceleration, which is then intelligently redeployed. The stored electricity can be used by the starter-generator to provide torque assistance to the engine directly, or to power the electric Supercharger on P360¹ and P400 engines to boost performance before the conventional Turbocharger reaches its maximum output, giving seamless throttle response.

This system helps improve fuel economy and boosts the vehicle's performance. The combination of MHEV technology, together with other detailed efficiency improvements, lower the CO₂ emissions of the Ingenium In-line 6-cylinder engines substantially, when compared to the outgoing engine. The MHEV technology is standard¹ with the new D250, D300, D350, P360¹ and the P400 engines. Vehicles with the P400 or D350 engine also feature Terrain Response with Dynamic Program and Configurable Dynamics, as standard. These features allow personalisation of the vehicle's dynamic settings, complementing the performance characteristics of the engine.

- 1 48V ELECTRIC SUPERCHARGER²
- 2 TWIN-SCROLL TURBOCHARGER
- 3 48V LITHIUM-ION BATTERY
- 4 BELT-DRIVEN INTEGRATED STARTER GENERATOR
- 5 48V/12V DC-DC CONVERTER
- 6 12V BATTERY



¹Market dependent. ²Engine dependent.



LEGENDARY BREADTH OF CAPABILITY

Range Rover Sport offers outstanding capability on and off-road, with permanent All Wheel Drive (AWD) and Land Rover's revolutionary Terrain Response system as standard, which means this capability can be harnessed by all drivers – expert and inexperienced alike. This extraordinary capability can be extended to suit individual requirements with a range of additional, optional all-terrain technologies.



ELECTRONIC AIR SUSPENSION

A sure-footed, composed drive is completed by the latest electronic air suspension provided as standard, which provides exceptional wheel articulation and poise. It changes the vehicle's height quickly, allowing cross-linking of the diagonal wheels to keep all four wheels on the ground on very uneven surfaces. Added to which, it makes loading heavy objects into the boot easier as you can lower the vehicle's rear suspension height by up to 50mm to suit your needs. These functions can be operated via the 10" Touchscreen, a button in the loadspace area or remotely via the key fob.

The Speed Lowering system uses the electronic air suspension to reduce aerodynamic drag and fuel consumption at cruising speeds by lowering the vehicle by 15mm from normal ride height when the speed reaches 105km/h.

TWIN-SPEED TRANSFER BOX WITH ELECTRONIC CENTRE DIFFERENTIAL

An additional set of lower gears can prove invaluable in challenging conditions such as steep inclines or declines, off-road driving or when towing. The twin-speed transfer box system* gives you precise speed and control in such instances. The heart of the twin-speed system is the electronic centre differential that offers a 50:50 torque split between front and rear axles with the ability to pre-emptively lock the axles before slip commences.

TERRAIN RESPONSE

When you manually select Land Rover's unique standard Terrain Response system, it sets the vehicle up optimally to match the demands of the terrain, by adapting the responses of the vehicle's engine, gearbox, differentials and chassis systems. There are five manual Terrain Response settings: Comfort, Grass/Gravel/Snow, Mud and Ruts, Sand, and ECO Mode.

TERRAIN RESPONSE 2

Terrain Response 2* is an option that takes the capabilities of the award-winning system to a new level. This features an automatic setting which monitors the current driving conditions and systematically selects the most suitable terrain setting. It also includes additional Rock Crawl Mode. An additional setting is available when Terrain Response 2 with Dynamic Program is specified. Dynamic Program* tunes the suspension to deliver even tighter body control with flatter handling and sharper responses. You can manually override the system should you wish.



*Linked feature. Engine dependent.

ADAPTIVE DYNAMICS

Adaptive Dynamics¹ makes the miles go by virtually unnoticed. The system monitors vehicle movements up to 500 times a second, reacting to driver or road inputs almost instantaneously to give greater control and minimise body movement, ensuring a composed, flat ride. The system even senses off-road conditions, and optimises damping accordingly so driver and passengers arrive at their destination refreshed and relaxed.

CONFIGURABLE DYNAMICS

To enhance either refinement and comfort or the vehicle's performance, the Configurable Dynamics² function allows you to configure Range Rover Sport's throttle mapping, gearbox shift points, steering settings and suspension to suit your particular driving needs.

¹Linked feature. ²Engine dependent.



DYNAMIC RESPONSE

Dynamic Response* improves vehicle handling through hydraulic roll control, optimising on-road performance and passenger comfort by reducing the amount of body lean during cornering. By controlling the front and rear axles independently, it can deliver increased low-speed agility, along with enhanced high-speed stability and greater steering precision.



*Linked feature. Engine dependent.

ALL TERRAIN PROGRESS CONTROL

All Terrain Progress Control (ATPC)¹ is a state-of-the-art system that enables you to set and maintain a steady speed in challenging conditions such as slippery surfaces, including: mud, wet grass, ice, snow and dirt roads. Operating like a cruise control system, it functions at low speed between 1,8km/h and 30km/h, enabling you to maintain full concentration on steering and finding a path through obstacles.

LOW TRACTION LAUNCH

Providing you with optimum torque control when you move off from a standstill, Low Traction Launch can be activated from the Touchscreen and enhances capability in slippery conditions like wet grass, snow and ice.

HILL DESCENT CONTROL

Land Rover’s patented Hill Descent Control (HDC) is a standard feature. It assists the driver with controlled descents of difficult slopes. It does so by maintaining a constant speed and applying braking separately to each wheel.

WADE SENSING²

Unique to Land Rover, this optional system uses ultrasonic sensors in the wing mirrors to visually and audibly alert the driver if the water approaches the vehicle’s class-leading wading³ depth of up to 850mm. It does so by providing real-time pictorial information via the Touchscreen about its depth in relation to the vehicle and its maximum wading capability.



¹Linked feature. Engine dependent. ²Linked feature. ³Wading is only available when engine is engaged.

TECHNOLOGY

Delivering a wealth of information and entertainment, every Range Rover Sport is equipped with our InControl infotainment system, Touch Pro Duo. It features intuitive and advanced integrated technologies to ensure everyone can make the most of their journey.

All in-car features should be used by drivers only when safe for them to do so.
Drivers must ensure they are in full control of the vehicle at all times.
Interior shown is Autobiography Dynamic in Ebony/Vintage Tan with optional features fitted (market dependent).



DESIGN

PERFORMANCE

CAPABILITY

TECHNOLOGY

SAFETY

VERSATILITY

PERSONALISATION



HEAD-UP DISPLAY

Without distraction or the need for you to take your eyes off the road, Head-up Display* is an option that presents key vehicle data such as your speed, gear position and navigation directions on the windscreen. It features crystal-clear, full-colour graphics in high resolution, enabling you to see all driver inputs and information with ease, including phone/call status. The feature can be turned on and off dependent on driver preference.

INTERACTIVE DRIVER DISPLAY

The 12,3" high-definition Interactive Driver Display can receive and project a vast amount of driving information, entertainment and active safety data including navigation, phone and media. Its high resolution ensures the utmost clarity and its refined processing engine delivers smooth-moving, pin-sharp graphics. Features can be accessed on either the Interactive Driver Display or the Touch Pro Duo Touchscreens.

*Linked feature in some markets.



TOUCH PRO DUO

The standard 10" dual high-definition Touchscreens allow the user to view required information whilst simultaneously being able to interact with additional features, for increased flexibility and efficiency of use. For instance, you can use the navigation system in the upper screen whilst adjusting multimedia settings on the lower. Direct access to cabin and seat temperature controls are also available via the multi-function Dynamic Dials. For a truly elegant and streamlined appearance, the steering wheel also has hidden-until-lit, touch-sensitive switches as standard. One of these switches is programmable, so that it can be personalised to your preferences to accomplish a host of functions.



DESIGN

PERFORMANCE

CAPABILITY

TECHNOLOGY

SAFETY

VERSATILITY

PERSONALISATION

REAR SEAT ENTERTAINMENT

The optional Rear Seat Entertainment system¹ provides two 8" screens built into the rear of the front headrests or two 10" high-definition seat mounted articulating Touchscreens. It includes 'Journey Status', a navigation summary screen which displays a pop-up for the rear occupant detailing the time and distance to destination. Both systems come with a pair of WhiteFire® digital wireless headphones and HDMI, Mobile High-Definition Link (MHL), CD/DVD player and USB connections. Passengers can also enjoy their favourite TV shows via the optional Digital TV² feature.

¹Linked feature. Model dependent. ²Market dependent.



DESIGN

PERFORMANCE

CAPABILITY

TECHNOLOGY

SAFETY


VERSATILITY

PERSONALISATION

CONNECTIVITY

InControl is Land Rover’s suite of standard and optional features that connects you to your vehicle and links you seamlessly, and securely, with the outside world. With a selection of apps, even when you’re away from your vehicle, some of the InControl features stay with you, making sure the Land Rover experience is more enjoyable than ever.

InControl features, options, third party services and their availability remain market dependent - check with your Land Rover Retailer for local market availability and full terms. Mobile network connectivity cannot be guaranteed in all locations. Information and images displayed in relation to the InControl technology, including screens or sequences, are subject to software updates, version control and other system/visual changes depending on options selected. The Remote App will need to be downloaded from the Apple App Store/ Google Play Store.



DESIGN

PERFORMANCE

CAPABILITY

TECHNOLOGY

SAFETY

VERSATILITY

PERSONALISATION



STANDARD FEATURES

PROTECT*

Land Rover Optimised Assistance – If you break down, you can make a direct call to the Land Rover Assistance team by pressing the button on the overhead console or from the Assistance screen within the Premium smartphone app.

SOS Emergency Call – In a more serious incident, SOS Emergency Call will automatically connect you to the emergency response team who will notify the emergency services to your location. For peace of mind, this service is provided for the first ten years from date of registration.

Journey Tracking – This opt-in feature can automatically record your journey history including your route and mileage statistics. This information can be exported by email to use for expense reporting and can be imported to a spreadsheet.

Vehicle Status Check – Use your smartphone to remotely check current range levels, and status of door and window position and locks. See the last parked location of the vehicle and find your way back to it with on-foot directions.

VOICE RECOGNITION SYSTEM

So you can complete tasks without taking your eyes off the road, Range Rover Sport offers intelligent voice recognition. For example, ‘tune to 97.9’ or ‘call home’.

NAVIGATION PRO

Navigation Pro allows you to save your favourite places, use swipe and pinch-to-zoom gestures for simple map exploration and can display a choice of either 2D or 3D crystal clear map graphics. Navigation Pro functionality is further enhanced by Connect Pro.

*Market dependent. Protect requires a SIM with a suitable data contract. Protect contains subscription services that can be extended after the initial term advised by your Land Rover Retailer.



STANDARD FEATURES

CONNECT PRO*

Connect Pro consists of Remote Premium and Pro Services with 4G Wi-Fi Hotspot, and is designed to enhance your in-car and out-of-car experience, ensuring you and your passengers enjoy the journey whilst remaining connected to the world.

Pro Services include:

- Real Time Traffic Information
- Online Search
- Planning Routes and Door-to-Door Routing
- Share ETA
- Satellite View
- Commute Mode
- Parking Service
- Online Routing
- Safety Cameras
- Online Media

REMOTE PREMIUM*

Remote Premium provides information on your vehicle and enables you to interact with it remotely. Compatible with most smartphones, this service includes:


- Remote Lock/Unlock
- Remote Climate
- Beep/Flash

REMOTE PREMIUM –
PHEV ENHANCEMENTS

- Charging Status Information
- Remote Control Actions

*Market dependent. Connect Pro require a SIM with a suitable data contract. Online functionality and Wi-Fi connectivity is dependent on the installation of a micro SIM with a suitable data contract. Protect and Remote Premium contains subscription services that can be extended after the initial term advised by your Land Rover Retailer.

All in-car features should be used by drivers only when safe for them to do so. Drivers must ensure they are in full control of the vehicle at all times.



STANDARD FEATURES

SMARTPHONE PACK

By screen sharing with Range Rover Sport's InControl infotainment system, the Smartphone Pack helps you stay safely connected to your smartphone even while in the car. Applications include:

- **Android Auto™¹** - was designed with safety in mind. With a simple and intuitive interface, it is designed to minimise distraction so that you can stay focused on the road. Simply connect your Android smartphone via a USB and control compatible apps on the in-car Touchscreen.
- **Apple CarPlay®²** - is also designed for increased safety, enabling the use of apps while allowing the driver to concentrate on the road ahead. Connect your Apple smartphone to your car to use compatible apps such as maps, messages and music through the Touchscreen.

OPTIONAL FEATURES

SECURE TRACKER

It's something we hope you never need to use, but in the event of theft, Secure Tracker³⁴ helps to locate your vehicle. A theft alert will be sent to the Stolen Vehicle Tracking Centre and to you if someone attempts to move your vehicle illegally. Your vehicle's most recent location will be shared with local authorities. Secure Tracker is standard for the first 12 months. You can also choose to upgrade the subscription length to the warranty period.

SECURE TRACKER PRO

Secure Tracker Pro³⁴ takes this even further and integrates authentication technology into the key fob, preventing any non-authorised keys from gaining access to the vehicle. Two subscription options are available, for 12 months and the warranty period.

¹Your vehicle is prepared for Android Auto. The services offered by Android Auto depends on feature availability in your country, please see android.com for more information. ²Your vehicle is prepared for Apple CarPlay. The services offered by Apple CarPlay depend on feature availability in your country, please see apple.com for more information. ³Market dependent. ⁴Linked feature. Secure Tracker and Secure Tracker Pro services require activation and must be in an area with network coverage. Includes service subscription for 12 months and can be upgraded to the warranty period or renewed after the initial term as advised by your Land Rover Retailer.

HOW DOES MUSIC MAKE YOU FEEL?

Music has the power to change your mood, evoke memories and affect your wellbeing. It can give you tingles or make you cry. It's why music and cars go so well together. Sitting behind the wheel, listening to your favourite artist, band or composer. It's your space. Your world.

But what if you could do more than simply listen to the music? What if you could feel it, experience it, immerse yourself in it? What if you could make more of a connection with the music and enjoy a greater sense of acoustic involvement in your Range Rover Sport?

British-based Meridian™ Audio are all about the musical experience - the very sense of being there. Their award-winning, precision-engineered audio systems are built on a lifetime of research into psychoacoustics (the science of how the human brain perceives sound) to deliver a performance that is so true to life, you feel every beat, every breath.

Meridian is a registered trademark of Meridian Audio Ltd. Trifield and the three fields device is a trademark of Trifield Productions Ltd. Features and their availability may differ by vehicle specification and market.



DESIGN

PERFORMANCE

CAPABILITY

TECHNOLOGY

SAFETY

VERSATILITY

PERSONALISATION

FEEL THE MUSIC WITH MERIDIAN™

Meridian’s approach to in-car audio is all about managing the sound stage; intensifying the levels of depth, clarity and realism of the music, by using a combination of advanced acoustic technology and strategically positioned speakers. Wherever you sit in the vehicle, you’ll get the same concert quality sound. Each strike of the piano, every guitar pick, horn blast, chorus and melody reveals itself with precision and texture, just as the artist intended. It’s intimate, dramatic and very atmospheric – whether you’re off-road or stuck in rush-hour traffic.

EXPLORE MERIDIAN

*Optional feature. Model dependent.

Meridian is a registered trademark of Meridian Audio Ltd. Trifield and the three fields device is a trademark of Trifield Productions Ltd. Features and their availability may differ by vehicle specification and market.

Visuals aim to represent the perceived placement of the musicians based on an occupant seated on the right side of the vehicle.



8 SPEAKERS 250W AMPLIFIER POWER

1. SOUND SYSTEM

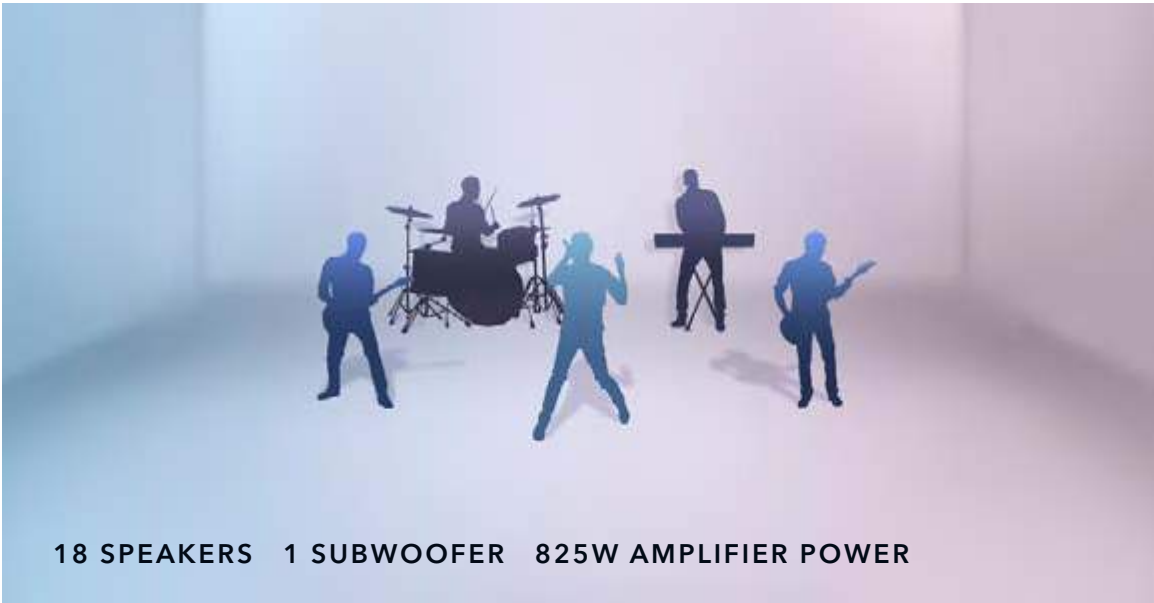
Gives new levels of realism to your favourite music with a combination of speakers, 6-channel amplifier, Audio Equalisation and Dynamic Volume Control.



12 SPEAKERS 1 SUBWOOFER 380W AMPLIFIER POWER

2. MERIDIAN SOUND SYSTEM*

Brings detail and clarity to everyone in the car with strategically arranged speakers and a dual-channel subwoofer to deliver a full, sophisticated sound.



18 SPEAKERS 1 SUBWOOFER 825W AMPLIFIER POWER

3. MERIDIAN SURROUND SOUND SYSTEM*

Enjoy an engaging, authentic concert hall experience as you’re enveloped in the fullness and clarity of side, front and rear speakers, seamlessly integrated using Trifield™ technology.



22 SPEAKERS 1 SUBWOOFER 1700W AMPLIFIER POWER

4. MERIDIAN SIGNATURE SOUND SYSTEM*

Feel and appreciate music in a new dimension, with additional speakers carefully positioned around the cabin and using Meridian’s Trifield 3D technology to create a truly unique ‘live’ sound experience.

MAKING DRIVING EASIER

From negotiating city traffic or the motorway, to providing additional safety for you and your passengers, there’s a wealth of innovative technologies available; either as standard, optional or as part of an optional pack. Whichever you choose, you’ll find every single feature has been designed and engineered to heighten your enjoyment of the vehicle.

STANDARD DRIVE FEATURES

Cruise Control and Speed Limiter make long distance driving easier. Both features help to maintain the speed of the vehicle, reducing the need to continually use the accelerator pedal.

Emergency Braking can help to prevent collisions with other vehicles, pedestrians or cycles. It displays a warning in the event of an imminent collision, and automatically applies the brakes if no action is taken.

Lane Departure Warning can help make long journeys much safer. The system senses when your vehicle is unintentionally drifting out of your lane, and notifies you with a visual alert and a gentle vibration of the steering wheel.

OPTIONAL DRIVE FEATURES

Adaptive Cruise Control* will keep your vehicle a safe distance from the one in front should it slow or stop when you’re cruising on the motorway or travelling in slow-moving traffic. Should the vehicle in front stop completely, your vehicle will come to a smooth halt. In stop-start traffic, Adaptive Cruise Control will automatically resume following the car in front.

High-speed Emergency Braking* detects when a potential frontal collision with another vehicle may occur and displays a forward alert to warn the driver to brake. If the driver doesn’t react, the vehicle will deploy the brakes in order to reduce the severity of the possible impact.

*Linked feature.

All in-car features should be used by drivers only when safe for them to do so. Drivers must ensure they are in full control of the vehicle at all times.



Lane Departure Warning



Adaptive Cruise Control

OPTIONAL DRIVE PACK

The optional Drive Pack* offers a range of features that help keep you safe and informed. The Drive Pack includes:

Driver Condition Monitor detects if you’re starting to feel drowsy and gives you an early warning when you need to take a break.

Blind Spot Monitor alerts you to vehicles in, or quickly approaching your blind spot. When a vehicle is detected, a small warning light will illuminate in the corresponding wing mirror. If you indicate in the direction of the obstacle, the warning light will flash to highlight potential danger.

Traffic Sign Recognition keeps you informed and aware on the road, by displaying speed limits and ‘no overtaking’ signs in the instrument cluster, where they can easily be seen. When activated, Adaptive Speed Limiter uses Traffic Sign Recognition information to adjust your vehicle’s speed accordingly.

Adaptive Speed Limiter uses data from the Traffic Sign Recognition system to automatically select speed limit. If the system detects the vehicle is above the speed limit, such as when entering a lower limit, the accelerator will be disabled allowing the vehicle to coast down to the limit. The driver can also apply the brakes to achieve this more quickly.

OPTIONAL DRIVE PRO PACK

For an even more relaxed drive, the optional Drive Pro Pack* contains a wide range of driver assistance features, including the Driver Condition Monitor and Traffic Sign Recognition with Adaptive Speed Limiter in the Drive Pack, plus:

Lane Keep Assist detects when your vehicle is unintentionally drifting out of your lane, and gently applies a corrective torque to the steering wheel, encouraging you to guide your vehicle back.

Blind Spot Assist helps you to change lanes more safely, illuminating a small warning light in the wing mirror if your vehicle detects another vehicle in your blind spot. Additional steering correction encourages you to guide your vehicle away if a potential collision is detected.

Adaptive Cruise Control – See previous page for description.

High-speed Emergency Braking – See previous page for description.



Traffic Sign Recognition with Adaptive Speed Limiter



Blind Spot Assist

*Linked feature.

PARK FEATURES

ENJOY STRESS-FREE PARKING

Range Rover Sport offers the most advanced technologies to deliver intuitive and easy parking solutions. Whether reversing, parallel parking or getting into or out of tight spaces, these features make life easier. Available as standard, optional or as part of an optional pack.


STANDARD PARK FEATURES

Front and Rear Parking Aid helps make manoeuvring even easier. When you select Reverse, or choose to activate them manually, sensors located in the front and rear bumpers are triggered. As you park, the Touchscreen display and audio feedback indicate how close you are to obstacles.

Rear Camera provides improved visibility when reversing. Static lines representing the vehicle’s outer perimeter and predicted path are superimposed on the rearward image, to make parking in tight spots as easy as possible. This valuable parking aid also helps when hitching a trailer.

OPTIONAL PARK FEATURES

360° Surround Camera* has four digital cameras discreetly placed around the vehicle, providing a 360° overhead view on the Touchscreen. With the capacity to display several different views at the same time, this helps with various manoeuvres from parking by a kerb, to getting in and out of tight spaces and junctions.



Front and Rear Parking Aid



360° Surround Camera

*Linked feature.

OPTIONAL PARK PACK

The optional Park Pack assists you with manoeuvring in tight spaces and in urban environments, it features:

360° Parking Aid gives you complete confidence when manoeuvring in tight spaces. Sensors located around the vehicle are automatically triggered when Reverse is selected, or can be manually activated, with a graphic appearing on the Touchscreen showing an overhead view of the vehicle. As you park, the Touchscreen display and audio feedback indicate how close you are to obstacles.

Rear Traffic Monitor warns you of vehicles, pedestrians or other hazards approaching from either side. Particularly useful when reversing out of a parking bay.

Clear Exit Monitor helps passengers stay safe as they exit the vehicle by providing an illuminated warning in the door if an approaching hazard is detected, such as passing vehicles and cyclists.

OPTIONAL PARK PRO PACK

The optional Park Pro Pack enables you to park and manoeuvre safely and securely in and out of tight spaces and into traffic that is obscured by buildings or other vehicles. It includes the 360° Parking Aid, Rear Traffic Monitor and Clear Exit Monitor in the Park Pack, plus:

Park Assist makes parking easier than ever before by automatically detecting available parking spaces and offering to park for you. At your command, your vehicle will complete the full parking manoeuvre automatically while you simply sit back and keep an eye on the surroundings.



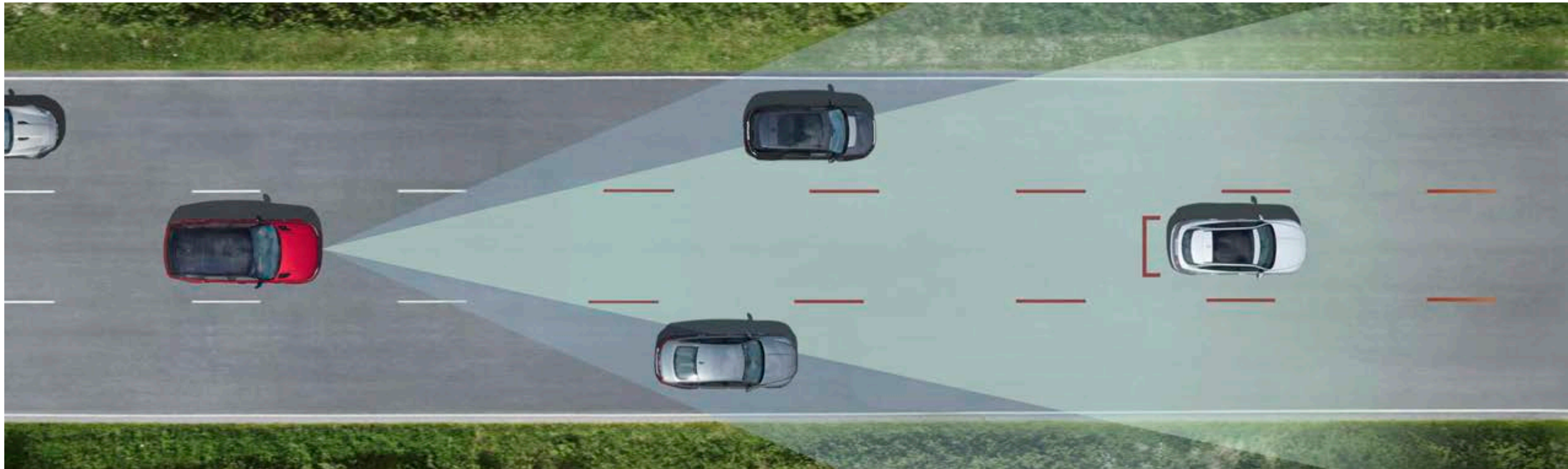
360° Parking Aid



Park Assist

DRIVER ASSIST PACK

The optional Driver Assist Pack* offers a wide range of driver aids including the features found in the Drive Pro Pack (see page 38), the Park Pro Pack (see page 40) and the 360° Surround Camera. It also includes Adaptive Cruise Control with Steering Assist. This latest technology makes motorway driving and heavy traffic situations even easier and more comfortable. It achieves this by gently assisting acceleration and braking to maintain a set distance from vehicles ahead. Moderate steering interventions ensure that the physical effort of maintaining a central vehicle position is reduced.



FRONT RADAR FRONT CAMERA

*Linked feature.

SUSTAINABLE BY DESIGN

Land Rover are committed to producing vehicles that use more sustainable materials, produce less waste and use fewer natural resources as part of our approach to sustainable business. Range Rover Sport’s development process has included a full life cycle assessment and has been designed to be 85 percent recyclable/re-usable and 95 percent recoverable at the end of the vehicle’s life.

Our innovative design enables the use of a unique alloy in the vehicle body, made from up to 50 percent recycled aluminium derived from our closed loop manufacturing process, retaining quality and performance but delivering lower life cycle CO₂ emissions. Closed loop manufacturing means taking the scrap from the body pressings process, segregating it and re-melting it back into quality sheet aluminium at our supplier, to be used again to press out body panels, thereby reducing the need to use primary aluminium.



ECO MODE

ECO mode ensures the vehicle runs more efficiently and economically by using software to implement a range of actions – from softening the pedal on throttle and gear changes, to retuning the heating, ventilation and air conditioning when in Auto mode, and switching off heated door mirrors.

LOW CO₂ TECHNOLOGIES

Range Rover Sport powertrains incorporate a variety of low CO₂ technologies. Our intelligent Stop/Start system is designed to improve fuel efficiency and reduce emissions. Mild Hybrid Electric Vehicle (MHEV) – considered the next generation of Stop/Start technology – takes this even further. The combined effect of both systems gives a 12 percent reduction in CO₂ emissions for P400 petrol engines. Our latest Plug-in Hybrid Electric Vehicle (PHEV) ensures both optimum performance and efficiency.

ENGINE MANUFACTURING CENTRE

Jaguar Land Rover’s Engine Manufacturing Centre, where our Ingenium engines are assembled, has been built to the highest environmental standard (BREEAM Excellent) and features one of the largest rooftop solar panel installations in the UK. Comprising no fewer than 22,600 individual panels, with 6,2MW generating capacity, the panels have the capability to provide up to 30 percent of the site’s energy needs.



DESIGN

PERFORMANCE

CAPABILITY

TECHNOLOGY

SAFETY

VERSATILITY

PERSONALISATION

SAFE AND SECURE

With its strong, powerful stature, Range Rover Sport provides a high degree of protection. Its all-aluminium monocoque body makes it one of the strongest vehicles of its kind. The inclusion of high strength aluminium in the body structure ensures minimum intrusion into the safety cell in the event of a collision. While the elevated Sports Command Driving Position provides enhanced visibility in all conditions. You can see more of the road and be easily seen by other road users, providing an enhanced feeling of safety and confidence.



It has also been engineered to include a wealth of standard features not only to protect you and your passengers, but to actively help prevent accidents occurring:

Dynamic Stability Control (DSC) monitors Range Rover Sport’s dynamic behaviour, intervening to maximise vehicle stability. DSC reduces engine torque and applies braking to the appropriate wheels to correct the vehicle’s direction of travel by counteracting understeer or oversteer.

Anti-lock Braking System (ABS) allows the vehicle to maintain traction with the road surface whilst braking and prevents wheels from locking – thereby retaining the vehicle’s ability to steer. The system helps to shorten the braking distance.

Electronic Brake-force Distribution (EBD) automatically varies the braking force to each axle in order to minimise stopping distance, while still maintaining stability and the vehicle’s ability to steer.

Electronic Traction Control (ETC) optimises traction and stability by controlling wheel spin. The ETC system reduces torque to the spinning wheel, then applies braking to the wheel, if required.

Cornering Brake Control (CBC) automatically varies the braking force to each wheel when the vehicle’s brakes are applied around a corner and the limit of grip is reached. The system will prevent the vehicle’s wheels from locking up and skidding in this event through varying the braking force applied to each wheel.

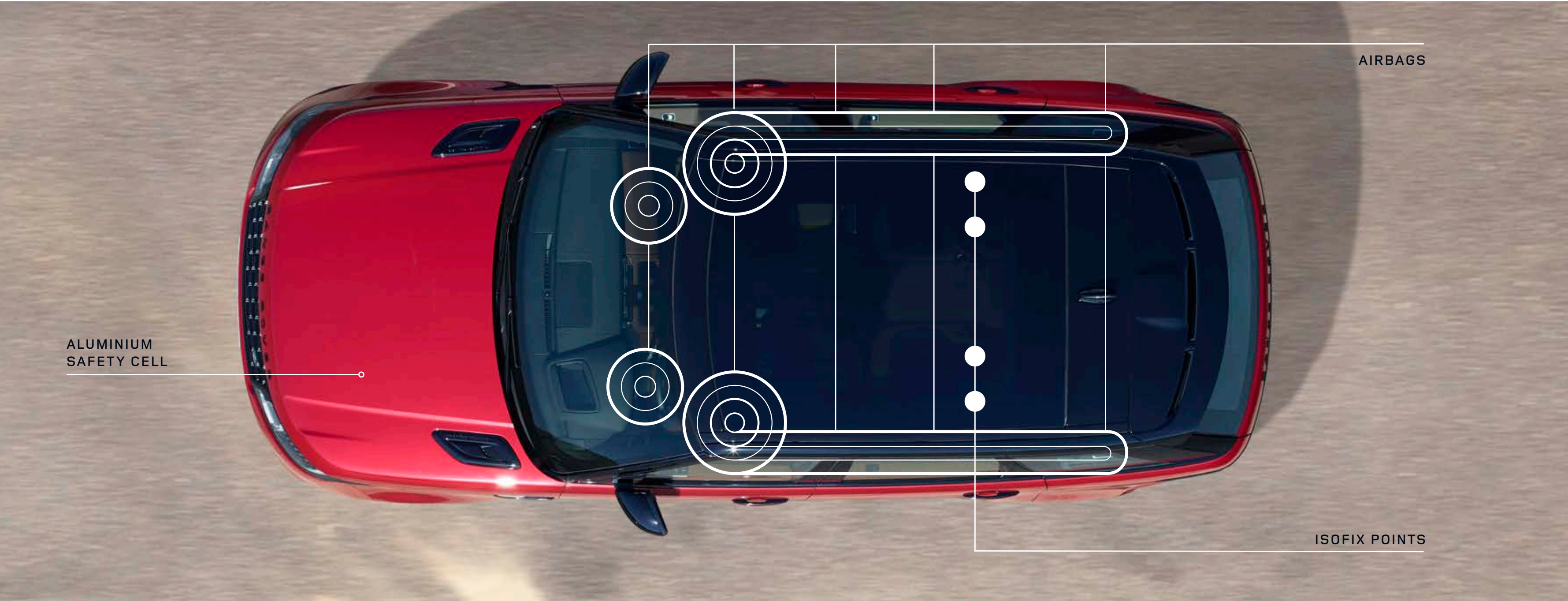
Roll Stability Control (RSC) is integrated with DSC to reduce the possibility of rollover, while providing agility and ability to steer around obstacles. It monitors the vehicle motion and cornering forces to detect any potential risk of rollover. When risk is detected, braking is applied to the outside front wheel to reduce forces which contribute to rollover.

Emergency Brake Assist (EBA) understands when you apply the brakes quickly but without the necessary force to maximise stopping performance. It therefore boosts the brake pressure through the ABS pump to ensure you stop in time.

Hazard Lights Under Braking – To help reduce the risk of a collision, the Emergency Stop Signal system automatically activates the hazard warning lights during emergency braking.



To improve safety further for all the family, two ISOFIX points for baby/child seat restraints are fitted on each side of the rear seats and additional protection is offered by seat belt pretensioners which, in the event of a front impact, reduce forward movement. To further protect you, there is a comprehensive system of airbags, including driver and passenger airbags, side curtain and thorax.



ALUMINIUM
SAFETY CELL

AIRBAGS

ISOFIX POINTS



DESIGN

PERFORMANCE

CAPABILITY

TECHNOLOGY

SAFETY


VERSATILITY

PERSONALISATION

LIGHTING TECHNOLOGY

Range Rover Sport features all-round exterior LED lighting with standard features, including front signature Daytime Running Lights, automatic headlights and power wash. LED lights are designed to last the lifetime of the vehicle and are more energy efficient. Also, the quality of light produced is closer to daylight conditions, so driving at night becomes less tiring.

A range of beam pattern assistance features provide maximum light while minimising the impact on other road users. The standard Premium LED headlights can be enhanced by the optional Auto High Beam Assist, which turns on the main beam and dips it when other road users are detected.



DESIGN

PERFORMANCE

CAPABILITY

TECHNOLOGY

SAFETY

VERSATILITY

PERSONALISATION

Matrix LED headlights¹ and Pixel LED headlights both feature an Adaptive Front-lighting System (AFS) and also enable Advanced Driving Beam (ADB). The AFS optimises the lighting beam to suit a range of driving conditions: town, country, motorway and bad weather, while the ADB allows you to use both the high and low beam concurrently. By splitting the main beam into vertical strips, the Matrix LED headlights can cast four vertical shadows in front of a vehicle ahead to prevent dazzling without having to dip the main beam and lose the illumination. The Matrix LED headlights also feature front and rear Animated Directional Indicators which illuminate with a distinctive sweeping pattern.

Pixel LED headlights², with nearly three times as many LEDs than the Matrix headlights, offer our most advanced headlight technology and build on the ADB capability to ensure maximum light. By splitting the main beam pattern vertically and horizontally, they enable up to four higher definition shadows to avoid dazzling multiple vehicles ahead. This headlight option incorporates Bending Lights which operate at higher speeds to direct the main beam pattern according to the direction of steering.

Pixel-laser LED headlights² build on the Pixel LED headlight option with the addition of laser technology. The long range laser delivers five times higher luminance than standard LED lights and is particularly useful for long straight road driving. They become operational above 80km/h and when no other external lights are detected, to produce clear sight for over half a kilometre. Additional signpost dimming – standard with Matrix, Pixel and Pixel-laser headlights – will turn off the LEDs that would otherwise shine on road signs and create glare. Meanwhile, Tourist Mode technology adjusts the AFS beam patterns depending on which side of the road you are driving on (e.g. if you’re driving in another country).

¹Optional feature. ²Optional feature. Model dependent.



AUTOMATIC ACCESS HEIGHT

Range Rover Sport has the versatility to meet all your needs, while the exemplary levels of comfort are complemented by a range of innovative features which add to the convenience, luxury and ease of every journey.

Automatic Access Height, as part of the electronic air suspension, allows you to get in and out of the vehicle with greater ease and elegance as, when activated, this feature lowers the vehicle by as much as 50mm when the vehicle comes to a halt and the door is opened. Optional Clear Exit Monitor* provides an alert to rear seat passengers prior to them leaving the vehicle to prevent the door opening onto approaching obstacles. The vehicle is also available with optional Soft Door Close to provide power latching on the front and rear doors.

*Linked feature.



DESIGN

PERFORMANCE

CAPABILITY

TECHNOLOGY

SAFETY

VERSATILITY

PERSONALISATION

INTERIOR CLIMATE

To prevent the cabin from overheating in the sun and minimise demands on the air conditioning, the auto sunblind¹ closes automatically when passengers have disembarked and the doors locked. When the vehicle is re-opened, the sunblind returns to the position prior to it auto-closing.

Optional Four-zone Climate Control helps make life more comfortable for everyone, utilising a fully independent rear heating and air conditioning unit to ensure all occupants enjoy optimum comfort.

CABIN AIR PURIFICATION SYSTEM WITH PM2,5 FILTER²

By activating the PURIFY button in your vehicle, our specially designed filter will attract and capture fine particulates such as PM2,5, and airborne allergens such as dust and pollen from the outside air. The system cleanses the air in the cabin environment, reducing the vehicle occupants' exposure to the pollutants.

The nanoe™ ionisation technology enhances the wellbeing of both driver and passengers alike. It does so by ionising particles in the air, making them attract to and neutralise the air contaminants.



¹Linked feature. ²Optional feature.



DESIGN

PERFORMANCE

CAPABILITY

TECHNOLOGY

SAFETY

VERSATILITY

PERSONALISATION

LOADSPACE

Range Rover Sport has a generous 780 litres of available loadspace or up to 1.686 litres when the rear seats are stored flat. All models come with a 60:40 split second row seat as standard, with optional load through feature (ideal for long items such as skis). The versatile seating accommodates up to seven occupants.

The 5 + 2 arrangement¹ has two seats stowed under the floor of the luggage compartment, which are split 50/50, with no loss of loadspace. The second row seats have forwards/backwards movement of 100mm, allowing for better access to the third row.



5+2 SEATS¹
DRY² **WET³**
162 **221**
LITRES **LITRES**



5 SEATS
DRY² **WET³**
623 **780**
LITRES **LITRES**



4 SEATS
DRY² **WET³**
959 **1.142**
LITRES **LITRES**



3 SEATS
DRY² **WET³**
1.127 **1.324**
LITRES **LITRES**



2 SEATS
DRY² **WET³**
1.463 **1.686**
LITRES **LITRES**

¹Optional feature. Model and engine dependent. ²Volume as measured with VDA-compliant solid blocks (200mm x 50mm x 100mm).
³Volume as measured by simulating the loadspace filled with liquid.
Rear loadspace capacity is reduced on P400e models.



BUSINESS - POWER AND STOWAGE

With a flexible and contemporary interior, Range Rover Sport is designed to enhance your business activities. With one optional mains voltage outlet and four USB ports located throughout the cabin, multiple electronic devices can be charged on the go. And to ensure your cabin is clutter-free, there is increased stowage space, from a recess specifically for smartphones to the upper glovebox and deep stowage compartments.

The optional front centre console refrigerator compartment provides the luxury of cooling drinks on demand. It can accommodate up to four 500ml bottles and maintain them at a temperature of 5°C, with the ability to achieve -5°C degrees for short periods to deliver rapid cooling. A border light indicates when it has been switched on.



LEISURE - ACTIVITY KEY

With the optional Activity Key, you can enjoy your favourite activities and keep your vehicle key securely in the vehicle. For extra convenience, you can strap the Activity Key to your wrist. The wristband is robust and fully waterproof, allowing you to take part in a range of activities from cycling to swimming. Simply touch your Activity Key on the tailgate (behind the letter R in the Range Rover script) to lock or unlock the vehicle and deactivate or reactivate the conventional key fob.

TAILGATE

Access to the considerable rear space is now more convenient than ever. Rear Height Adjust lowers the rear suspension by up to 50mm when the tailgate is opened. This creates a more natural ramp angle, with the lowered rear improving both loadspace accessibility and ease of loading. The optional powered gesture tailgate allows you to open and close the tailgate from the kerb without needing to touch either the vehicle or the key fob. And as the system is compatible with optional towing solutions, you can still tackle demanding situations with the least amount of fuss.



DESIGN

PERFORMANCE

CAPABILITY

TECHNOLOGY

SAFETY

VERSATILITY

PERSONALISATION

TOWING

With a towing capacity of up to 3.500kg* and by incorporating tailored technologies, Range Rover Sport can handle the most demanding of tasks.

TOW HITCH ASSIST

Tow Hitch Assist makes coupling a trailer to the vehicle much easier by helping you visualise the hitching process; it displays the predicted path of the vehicle tow ball towards the trailer tow bar on the Touchscreen.

REAR HEIGHT ADJUST

Rear Height Adjust allows the use of switches in the loadspace or on the key fob to lower the rear suspension height by up to 50mm - useful when loading or unloading cumbersome items, or when hitching, unhitching or loading a trailer.



*Engine dependent.

ELECTRICALLY DEPLOYABLE TOW BAR¹

This optional system is deployed using a convenient button in the loadspace compartment, or via the Touchscreen.

TRAILER STABILITY ASSIST

Trailer Stability Assist (TSA) gives you greater stability when towing. Should TSA detect a dangerous trailer sway situation is developing, it can help you regain control by gradually reducing Range Rover Sport's speed through lowering engine power and applying the brakes individually on each side of the vehicle to control the sway.

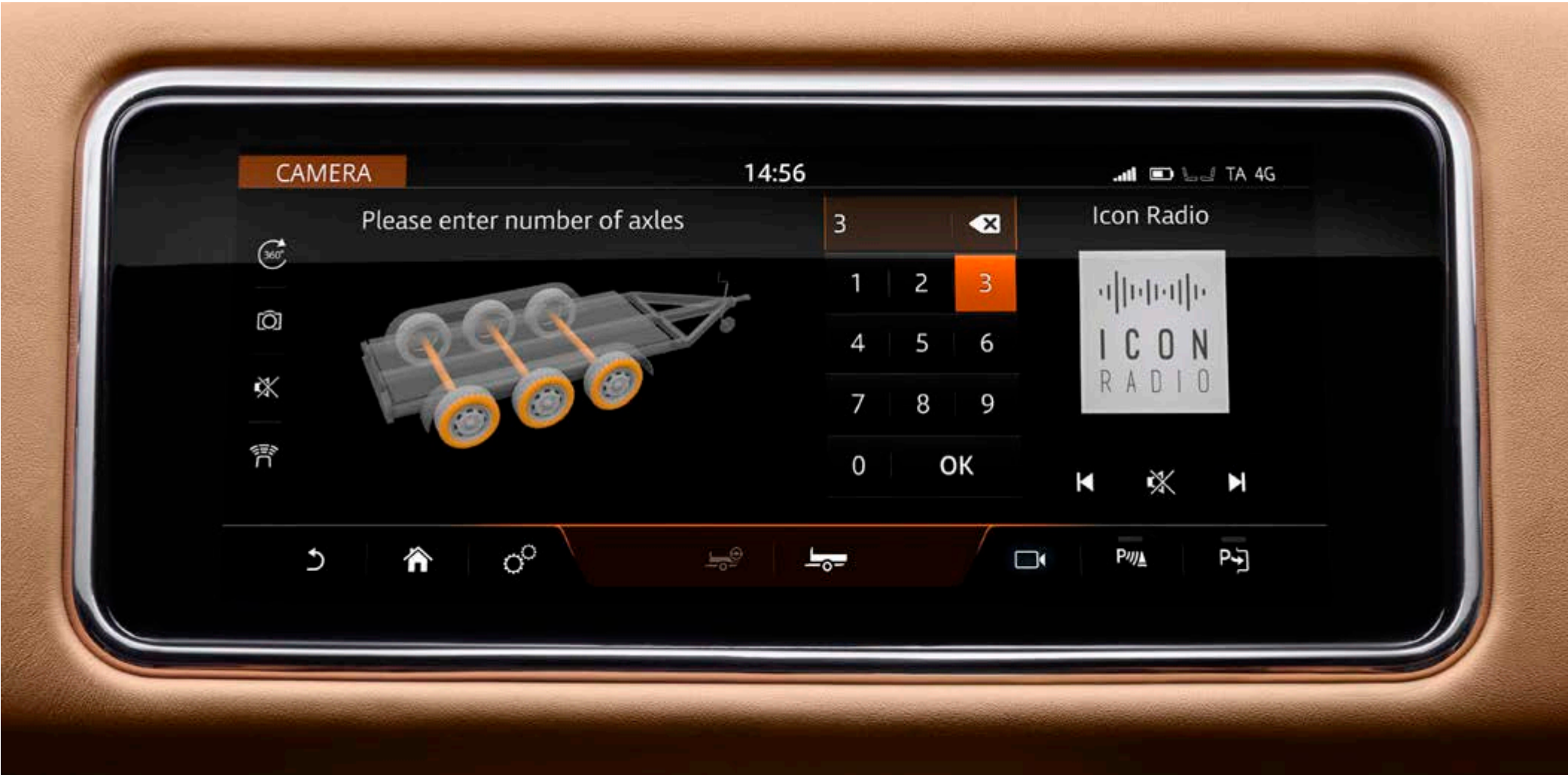
TOW ASSIST²

Tow Assist helps with reversing by predicting the trailer's direction. The system displays the predicted path of both the vehicle and the trailer as coloured trajectory lines on the Touchscreen. For precise guidelines you can even choose your trailer's width.


ADVANCED TOW ASSIST

Advanced Tow Assist¹² allows you to control the direction of your trailer when reversing by using the rotary Terrain Response 2 controller. The system will control the vehicle's steering to achieve the desired trailer trajectory.

¹Engine dependent. ²Linked feature.



LAND ROVER ACCESSORIES

 BUILD YOUR OWN

Land Rover Accessories can be purchased through your Land Rover Retailer and added at any stage of the vehicle's life – not just when it's new. Land Rover accessories are designed, tested and manufactured to the same exacting standards as the original equipment fitted to your vehicle. For more information and to see the full list of accessories please visit **accessories.landrover.com**. You can also include accessories when you configure your Range Rover Sport at **landrover.com**.

Vehicle shown is Autobiography Dynamic in Firenze Red with optional features fitted (market dependent).



EXTERIOR STYLING

Deployable Side Steps¹ – These smart, practical steps make it easier to get in and out of the vehicle. Neatly stowed under the sills, the side steps automatically deploy as soon as the door is opened, or when activated by the key fob. The side steps are sensitive to obstructions. Featuring a stainless steel finish with laser etched Range Rover branding.

Fixed Side Steps¹ – Complete with a rubber tread mat and brushed stainless steel trim, the fixed side steps provide easy access/exit to the vehicle’s cabin and aid access to the roof. With embossed Range Rover branding, exterior Bright work and Bright anodised aluminium edge trim finish.

Front/Rear Undershield² – The off-road inspired undershield, manufactured from stainless steel, features a premium Bright Polished finish for the front or rear of the vehicle.

INTERIOR STYLING

Sport Pedal Covers – Alternative pedal covers for an interior styling enhancement, featuring a Bright finish. Manufactured from Polished and Etched Stainless Steel and featuring hidden fixings for a clean finish.

Illuminated Treadplates – Illuminated treadplates with Range Rover lettering and halo surround. Rear treadplates feature illuminated halo only.

Personalised Illuminated Treadplates – Personalised illuminated treadplates allow you to choose a personalised message using an approved set of fonts/typefaces, which will be highlighted in white illumination when the front doors are open.

Gearshift Paddles³ – Complete the look and feel of your steering wheel with premium aluminium paddles. Gearshift paddles are machine polished, anodised and hand brushed to provide exceptional wear resistance with a premium finish, available in Silver or Red.

¹Fitting of side steps may affect the off-road capability of the vehicle. ²Rear Undershield not applicable for vehicles equipped for towing. Not available on SVR. ³Requires gearshift paddles in base vehicle.



CARRYING

Tow Bar Mounted Bike Carrier¹ – The Tow Bar Mounted Bike Carrier features a one-hand, quick attach/release tow bar coupling mechanism and can be tilted away from the vehicle, by use of a foot pedal, to allow easy access into the rear tailgate. Maximum carrying capacity 40kg for two bikes and 51kg for three bikes.

Sports Roof Box² – The sleek, aerodynamically designed sports roofbox with a Gloss Black finish can be mounted on either side of the vehicle for kerbside opening and is lockable for security.

Roof Mounted Bike Carrier^{2,3} – Roof mounted, lockable bike carrier designed for holding a single bike, up to 20kg.

Aqua Sports Carrier² – Carries a sailboard, canoe or kayak. Includes lockable multi-purpose holder to carry oars or paddles. Tilts to facilitate easy loading/unloading. Features lockable straps and rubber supports to maintain optimum weight distribution whilst protecting the kayak and vehicle from scratches/scuffs. Maximum carrying capacity 45kg.

Ski/Snowboard Carrier² – Carries four pairs of skis or two snowboards and incorporates slider rails for easy loading and is lockable for security. Maximum carrying capacity 36kg.

¹Requires 50mm tow hitch and 13-pin tow electrics for fitment. Heat shield also required for fitment. ²Roof rails and cross bars are required for all Land Rover roof-mounted accessories. ³Roof rails and cross bars will accommodate two bike carriers.



DESIGN

PERFORMANCE

CAPABILITY

TECHNOLOGY

SAFETY

VERSATILITY

PERSONALISATION

FUNCTION AND TECHNOLOGY

Tailgate Event Seating in Ebony Leather¹ – The tailgate event seating is handcrafted from beautiful Ebony Windsor leather, with a highly durable aluminium frame. Stowed in the loadspace, these seats can be quickly and easily fitted to provide comfortable seating for two adults on the lower tailgate, when the vehicle is stationary.

Centre Armrest Cooler/Warmer Box – Food and drinks cooler and warmer that acts as a rear centre armrest. With a leather-covered top, it is held in place by the centre seat belt and powered from the rear auxiliary socket. Ideal for long journeys with the family.

Click and Go System² – The Click and Go range is a multi-purpose seat-back system for second row passengers. The versatile Click and Go Base fixes between the headrest mountings and further attachments can be added to hold tablets, bags and shirts or jackets. Each attachment is sold separately. The base can be easily removed when not in use.

Wireless Phone Charging Cupholder – The wireless phone charging cupholder has been designed to charge utilising the cupholder space in the centre console. The holder will accommodate varying phone sizes securely in place. The charger displays an LED light to indicate when charging, and turns off when complete. Fits phones up to 72mm wide.

¹Not available with P400e. ²Not available on SVR. Not compatible with vehicles equipped with Rear Seat Entertainment.



DESIGN

PERFORMANCE

CAPABILITY

TECHNOLOGY

SAFETY

VERSATILITY

PERSONALISATION

PET PRODUCTS

Pet Transportation Pack – Convenient option to provide a comfortable environment for transporting pets, which can be fitted or removed quickly as and when required. Combines the foldable pet carrier, spill resistant water bowl and loadspace rubber mat.

Pet Care and Access Pack – Taking the effort out of transporting pets, this option ensures everything required is on hand to transport pets in comfort. Combines the full height luggage partition, quilted loadspace liner*, pet access ramp and portable rinse system.

Pet Loadspace Protection Pack – Designed to provide protection and easy cleaning of the loadspace from wet and muddy paws. Combines the quilted loadspace liner*, full height luggage partition and spill resistant water bowl.

Quilted Loadspace Liner* – A tailored liner which covers and protects the loadspace floor, second row seat backs and loadspace side walls up to window height. Manufactured from a soft quilted fabric, with an integral rubber mat and detachable bumper protector, it is ideal for owners who regularly carry pets in the loadspace of their vehicle.

*Not available with P400e.

INTERIOR PROTECTION

Rubber Mats – LHD – Rubber footwell mats for front and second row occupants help provide protection from general dirt. Featuring Bright accent Range Rover ingot and durable metal corner pieces.

Loadspace Rubber Mat – Range Rover branded waterproof rubber mat helps protect the rear loadspace carpet from general dirt.

Luggage Partition – Full Height – Designed to protect vehicle occupants against the displacement of luggage. Following initial retailer installation, the luggage partition can be removed with appropriate fitting tool.



DESIGN

PERFORMANCE

CAPABILITY

TECHNOLOGY

SAFETY

VERSATILITY

PERSONALISATION

CHOOSE YOUR MODEL

EXPLORE THIS MODEL

RANGE ROVER SPORT S

The striking lines of the Range Rover Sport S offer a perfect introduction to the models available.



DESIGN

PERFORMANCE

CAPABILITY

TECHNOLOGY

SAFETY

VERSATILITY

PERSONALISATION

RANGE ROVER SPORT SE

Features front fog lights and an enhanced interior with 14-way powered front seats.

EXPLORE THIS MODEL



DESIGN

PERFORMANCE

CAPABILITY

TECHNOLOGY

SAFETY

VERSATILITY

PERSONALISATION

RANGE ROVER SPORT HSE

Matrix LED headlights enhance the vehicle’s exterior, while the interior features perforated Windsor leather seats.

EXPLORE THIS MODEL



DESIGN

PERFORMANCE

CAPABILITY

TECHNOLOGY

SAFETY

VERSATILITY

PERSONALISATION

RANGE ROVER SPORT HSE SILVER

Refined and purposeful, HSE Silver embodies all those qualities that made Range Rover Sport so renowned. This is a vehicle that never fails to excite.

EXPLORE THIS MODEL



DESIGN

PERFORMANCE

CAPABILITY

TECHNOLOGY

SAFETY

VERSATILITY

PERSONALISATION

RANGE ROVER SPORT HSE DYNAMIC

Shadow Atlas exterior details enhance the dynamic design, while the interior features perforated Windsor leather seats.

EXPLORE THIS MODEL



DESIGN

PERFORMANCE

CAPABILITY

TECHNOLOGY

SAFETY

VERSATILITY

PERSONALISATION

RANGE ROVER SPORT HSE DYNAMIC BLACK

From its Black wheels and exterior design touches, to its Ebony interior and driver-focused cabin, HSE Dynamic Black is a singular expression of individuality. With its powerful stance, it's designed to stand out from the crowd.

EXPLORE THIS MODEL



DESIGN

PERFORMANCE

CAPABILITY

TECHNOLOGY

SAFETY

VERSATILITY

PERSONALISATION

RANGE ROVER SPORT HST

A Black contrast roof and Carbon Fibre accents add to the vehicle’s sportier feel. Featuring stylish Windsor leather seating with suedecloth bolsters, combined with matching steering wheel and gearshift.

EXPLORE THIS MODEL



DESIGN

PERFORMANCE

CAPABILITY

TECHNOLOGY

SAFETY

VERSATILITY

PERSONALISATION

RANGE ROVER SPORT AUTOBIOGRAPHY DYNAMIC

With Narvik Black exterior accents, Black contrast roof and Autobiography Semi-Aniline leather seats, this vehicle lives up to its name.

EXPLORE THIS MODEL



DESIGN

PERFORMANCE

CAPABILITY

TECHNOLOGY

SAFETY

VERSATILITY

PERSONALISATION



EXPLORE THIS MODEL

RANGE ROVER SPORT SVR

Its design is purposeful, with features optimising both form and function. The exclusive 5,0 litre V8 Supercharged Petrol 575PS engine comes as standard.



DESIGN

PERFORMANCE

CAPABILITY

TECHNOLOGY

SAFETY

VERSATILITY

PERSONALISATION



EXPLORE THIS MODEL

RANGE ROVER SPORT SVR CARBON EDITION

Luxury and performance have been raised to lofty new heights with the Range Rover Sport SVR Carbon Edition. Thanks to its robust, confident design, nothing about this vehicle is modest. It was created to be driven. And, with its Carbon Fibre detailing, to be admired.



DESIGN

PERFORMANCE

CAPABILITY

TECHNOLOGY

SAFETY

VERSATILITY

PERSONALISATION



THE RANGE ROVER COLLECTION

Our exclusive collection of accessories is inspired by our vehicles and made with a quintessentially British sense of style.

Range Rover leather tote bag - Style, simplicity, sophistication. It all comes to the fore with this cross-grained leather tote bag in Deep Garnet. Featuring a chevron print lining with an easy-to-reach internal key pocket, its design is understated yet unmistakable.

Range Rover round keyring - Crafted from Milled Steel, this distinctive keyring is inspired by the Range Rover rotary dial. With a Black nickel finish and debossed wordmark to the outer ring edge.

Range Rover umbrella - Your cover for all conditions. This wind-tested Range Rover umbrella features a Black leather handle with debossed Range Rover wordmark, spring-loaded automatic opening and polycotton canopy.

Range Rover cufflinks - A refined set of whale-back cufflinks inspired by the Range Rover rotary dial and crafted from Milled Steel. With a Black nickel finish and debossed wordmark.

Range Rover leather wallet - An elegant cross-grained leather wallet in Deep Garnet with chevron print to the inner lining. Features Range Rover rotary dial detail with debossed wordmark to the inside.

Range Rover sunglasses - Lightweight aviator-style sunglasses in Silver. Machined from a single sheet of Japanese beta-titanium, with NXT® polarized lenses for ultimate UV protection and colour clarity. Other styles available.



EXPLORE THE COLLECTION



DESIGN

PERFORMANCE

CAPABILITY

TECHNOLOGY

SAFETY

VERSATILITY

PERSONALISATION

THE WORLD OF LAND ROVER



Your Land Rover has been designed and engineered to help you make more of your world. It can take you to places others simply can't reach, in a style that cannot be matched. With a vehicle from Special Vehicle Operations, that sense of individuality can be taken to even greater heights. As a celebration of the Land Rover lifestyle, we've put together a range of experiences, publications and the Land Rover Lifestyle Collection. There's a world to explore. Get out there and enjoy it.



> BOOK AN EXPERIENCE



> SPECIAL VEHICLE OPERATIONS



> LAND ROVER COLLECTION



> LAND ROVER ADVENTURE TRAVEL



DESIGN

PERFORMANCE

CAPABILITY

TECHNOLOGY

SAFETY

VERSATILITY

PERSONALISATION



BUILD YOUR OWN

Use the configurator to design your perfect Range Rover Sport.



FIND A RETAILER

Search for a Land Rover Retailer near you.



COMPARE OUR VEHICLES

Select up to three Land Rover vehicles and compare them side by side.



BOOK A TEST DRIVE

Arrange a test drive through your local Land Rover Retailer.

YOUR PEACE OF MIND

[> CUSTOMER SERVICE](#)

[> LAND ROVER ROADSIDE ASSISTANCE](#)

[> LAND ROVER FINANCIAL SERVICES](#)

[> LAND ROVER FLEET & BUSINESS](#)



DESIGN

PERFORMANCE

CAPABILITY

TECHNOLOGY

SAFETY

VERSATILITY

PERSONALISATION

Some features on images may vary between optional and standard for different model years and due to the impact of Covid-19, many of our images have not been updated to reflect 22MY specifications. Please refer to the car configurator and additionally consult your local Retailer for detailed 22MY specifications and do not base an order on website imagery alone. Jaguar Land Rover Limited is constantly seeking ways to improve the specification, design and production of its vehicles, parts and accessories and alterations take place continually, and we reserve the right to change without notice.

COLOURS: Image colours reproduced here are provided for illustrative purposes only. Colours are reproduced on-screen and may therefore vary compared to the actual finish. The company reserves the right to alter or withdraw any colour finish without notice. Some of these colours may not be obtainable in your country. Please check availability of colours and current specifications with your Land Rover Retailer. Distributors and Retailers are not agents of Jaguar Land Rover Limited and have absolutely no authority to bind Jaguar Land Rover Limited to any express or implied undertaking or representation.

Information and images displayed in relation to the InControl technology, including Touchscreen, App screens, or sequences are subject to regular software updates, version control and other system/visual changes depending on options selected.

Optional features and their availability may differ by vehicle specification (model and powertrain), or require the installation of other features in order to be fitted. Please contact your local Retailer for more details, or configure your vehicle online. All in-car features should be used by drivers only when safe for them to do so. Drivers must ensure they are in full control of the vehicle at all times. Certain features require an appropriate SIM with a suitable data contract, which will require a further subscription after the initial term advised by your Retailer.

Castrol EDGE Professional exclusively recommended by Land Rover.
Android™ is a trademark of Google LLC.
Apple® is a registered trademark of Apple Inc., registered in the US and other countries.
Meridian™ is a registered trademark of Meridian Audio Ltd. Trifield™ and the three fields device is a trademark of Trifield Productions Ltd.

Jaguar Land Rover Limited
Registered Office: Abbey Road, Whitley,
Coventry CV3 4LF United Kingdom.

Registered in England: Number 1672070
landrover.com

© Copyright Jaguar Land Rover Limited 2021.



DESIGN

PERFORMANCE

CAPABILITY

TECHNOLOGY

SAFETY

VERSATILITY

PERSONALISATION

RANGE ROVER SPORT

TECHNICAL SPECIFICATION 2021



ABOVE & BEYOND



ENGINES

Configure your Range Rover Sport at [landrover.com](#)

POWERTRAIN		
Mild Hybrid Electric Vehicle (MHEV)		
Transmission		
Driveline		
Maximum power (PS/kW/rpm)		
Maximum torque (Nm/rpm)		
Capacity (cc)		
No, of cylinders/Valves per cylinder		
Cylinder layout		
Bore/stroke (mm)		
Compression ratio (:1)		
FUEL ECONOMY - NEDC EQUIVALENT (NEDC2)**		
NEDC2 Consumption	Urban	l/100km (mpg)
	Extra Urban	l/100km (mpg)
	Combined	l/100km (mpg)
NEDC2 CO ₂ Emissions	Urban	g/km
	Extra Urban	g/km
	Combined	g/km
FUEL ECONOMY - WLTP†		
WLTP Consumption	Low	l/100km (mpg)
	Medium	l/100km (mpg)
	High	l/100km (mpg)
	Extra High	l/100km (mpg)
	Combined	l/100km (mpg)
WLTP CO ₂ Emissions	Low	g/km
	Medium	g/km
	High	g/km
	Extra High	g/km
	Combined	g/km

DIESEL MHEV						
D250		D300			D350	
■		■			■	
Automatic		Automatic			Automatic	
All Wheel Drive (AWD)		All Wheel Drive (AWD)			All Wheel Drive (AWD)	
249 (183)/4.000		300 (221)/4.000			350 (258)/4.000	
600/1.250 - 2.250		650/1.500 - 2.500			700/1.500 - 3.000	
2.997		2.997			2.997	
6/4		6/4			6/4	
Longitudinal I6		Longitudinal I6			Longitudinal I6	
83/92,32		83/92,32			83/92,32	
15,5		15,5			15,5	
CLASS A	CLASS B	CLASS A*	CLASS B*	CLASS C	CLASS A	CLASS C
10,4 (27,2)	10,6 (26,6)	10,4 (27,2)	10,6 (26,6)	11,5 (24,6)	11,4 (24,8)	11,5 (24,6)
5,9 (47,9)	6,0 (47,1)	5,9 (47,9)	6,0 (47,1)	6,5 (43,5)	6,0 (47,1)	6,5 (43,5)
7,6 (37,2)	7,7 (36,7)	7,6 (37,2)	7,7 (36,7)	8,3 (34,0)	8,0 (35,3)	8,3 (34,0)
275	280	275	280	304	300	304
155	159	156	159	171	158	170
199	203	200	204	220	210	220
13,2 - 13,9 (21,5 - 20,4)		13,2 - 13,9 (21,4 - 20,3)			14,6 - 15,1 (19,3 - 18,7)	
7,6 - 8,4 (37,0 - 33,8)		7,7 - 8,4 (36,9 - 33,5)			8,3 - 8,8 (33,9 - 32,2)	
6,6 - 7,5 (42,6 - 37,6)		6,7 - 7,6 (42,3 - 37,1)			7,3 - 8,1 (38,6 - 35,1)	
8,2 - 9,1 (34,6 - 31,0)		8,3 - 9,2 (34,2 - 30,5)			8,9 - 9,6 (31,8 - 29,5)	
8,3 - 9,1 (34,2 - 31,0)		8,3 - 9,2 (34,0 - 30,7)			9,1 - 9,7 (31,2 - 29,2)	
346 - 364		346 - 366			384 - 397	
201 - 220		201 - 222			219 - 230	
174 - 197		175 - 200			192 - 211	
215 - 239		217 - 243			233 - 252	
217 - 239		218 - 242			238 - 254	

■ Standard

Class A (20"-22" wheels with all season tyres), Class B (19" wheels and 22" wheels on SVR), Class C (21"-22" wheels with summer tyres and 21" all-season tyres on SVR).

*Figures shown are without Active Roll Control (ARC). Figures may vary with ARC fitted.

**The figures provided are NEDC2 calculated from official manufacturer's WLTP tests in accordance with EU legislation. For comparison purposes only. Real world figures may differ. CO₂ and fuel economy figures may vary according to factors such as driving styles, environmental conditions, load, wheel fitment and accessories fitted. NEDC2 are figures calculated using a Government formula from WLTP figures equivalent to what they would have been under the old NEDC test. The correct tax treatment can then be applied.

†The figures provided are as a result of official manufacturer's tests in accordance with EU legislation. For comparison purposes only. Real world figures may differ. CO₂ and fuel economy figures may vary according to factors such as driving styles, environmental conditions, load, wheel fitment and accessories fitted.

TECHNICAL SPECIFICATION

FUEL ECONOMY - continued

Fuel tank capacity - useable litres
Selective Catalytic Reduction Filter/ Gasoline Particulate Filter (SCRf/GPF)

PERFORMANCE

Acceleration (secs) 0-100 km/h (0-60mph)
Maximum speed km/h (mph)

BRAKES

Front type
Front diameter (mm)
Rear type
Rear diameter (mm)
Park Brake

WEIGHTS (kg)*

Unladen weight (EU)**
Unladen weight (DIN)†
Gross Vehicle Weight 5 seat/5 + 2 seating (GVW)

TOWING (kg)

Unbraked trailer
Maximum towing
Maximum coupling point (nose weight)
Maximum vehicle and trailer combination (5 seat/5 + 2 Seating)

ROOF CARRYING (kg)

Maximum roof load (including cross bars)
--

DIESEL MHEV		
D250	D300	D350
86	86	86
■	■	■
8,5 (8,0)	7,3 (6,9)	6,9 (6,5)
209 (130)	209 (130)	225 (140)
Ventilated disc	Ventilated disc	Ventilated disc
363	363	380
Ventilated disc	Ventilated disc	Ventilated disc
350	350	365
Integrated into brake caliper	Integrated into brake caliper	Integrated into brake caliper
2.278	2.278	2.278
2.203	2.203	2.203
3.100/3.230	3.100/3.230	3.100
750	750	750
3.500	3.500	3.500
150	150	150
6.600/6.730	6.600/6.730	6.600
100	100	100

■ Standard

*Weights reflect vehicles to standard specifications. Optional extras increase weight.

**Includes a 75kg driver, full fluids and 90% fuel.

†Includes full fluids and 90% fuel.

ENGINES

POWERTRAIN
Mild Hybrid Electric Vehicle (MHEV)
Transmission
Driveline
Maximum power (PS/kW/rpm)
Maximum torque (Nm/rpm)
Capacity (cc)
No, of cylinders/Valves per cylinder
Cylinder layout
Bore/stroke (mm)
Compression ratio (:1)

FUEL ECONOMY - NEDC EQUIVALENT (NEDC2)**		
NEDC2 Consumption	Urban	l/100km (mpg)
	Extra Urban	l/100km (mpg)
	Combined	l/100km (mpg)
NEDC2 CO ₂ Emissions	Urban	g/km
	Extra Urban	g/km
	Combined	g/km

FUEL ECONOMY - WLTP [†]		
WLTP Consumption	Low	l/100km (mpg)
	Medium	l/100km (mpg)
	High	l/100km (mpg)
	Extra High	l/100km (mpg)
	Combined	l/100km (mpg)
WLTP CO ₂ Emissions	Low	g/km
	Medium	g/km
	High	g/km
	Extra High	g/km
	Combined	g/km

PETROL PHEV		PETROL	
P400e		P300	P360
-		-	■
Automatic		Automatic	Automatic
All Wheel Drive (AWD)		All Wheel Drive (AWD)	All Wheel Drive (AWD)
404 (297)/5.500*		300 (221)/5.500	360 (265)/5.500 - 6.500
640/1.500 - 4.000		400/1.500 - 4.000	495/2.000 - 5.000
1.997,3		1.997,3	2.996
4/4		4/4	6/4
In-line 4		In-line 4	Longitudinal I6
83/92		83/92	83/92
9,5		9,5	10,5
CLASS A		CLASS A	CLASS B
-		10,6 (26,6)	10,7 (26,4)
-		8,4 (33,6)	8,5 (33,2)
3,4 (83,1)		9,2 (30,7)	9,3 (30,4)
-		241	242
-		190	192
72		209	211
-		14,3 - 15,2 (19,8 - 18,6)	-
-		10,7 - 11,6 (26,5 - 24,3)	-
-		9,3 - 10,3 (30,3 - 27,5)	-
-		11,3 - 12,4 (24,9 - 22,8)	-
3,2 - 3,9 (88,3 - 73,0)		11,0 - 11,9 (25,7 - 23,6)	-
-		322 - 343	-
-		240 - 262	-
-		210 - 231	-
-		256 - 279	-
72 - 87		247 - 269	-

■ Standard - Not Available.

Class A (20"-22" wheels with all season tyres), Class B (19" wheels and 22" wheels on SVR), Class C (21"-22" wheels with summer tyres and 21" all-season tyres on SVR).

*When combined with electric motor

**The figures provided are NEDC2 calculated from official manufacturer’s WLTP tests in accordance with EU legislation with a fully charged battery. For comparison purposes only. Real world figures may differ. CO₂, fuel economy, energy consumption and range figures may vary according to factors such as driving styles, environmental conditions, load, wheel fitment and accessories fitted. NEDC2 are figures calculated using a Government formula from WLTP figures equivalent to what they would have been under the old NEDC test. The correct tax treatment can then be applied.

†The figures provided are as a result of official manufacturer’s tests in accordance with EU legislation with a fully charged battery. For comparison purposes only. Real world figures may differ. CO₂, fuel economy, energy consumption and range figures may vary according to factors such as driving styles, environmental conditions, load, wheel fitment, accessories fitted, actual route and battery condition. Range figures are based upon production vehicle over a standardised route.

TECHNICAL SPECIFICATION

FUEL ECONOMY - continued

Fuel tank capacity - useable litres	
Selective Catalytic Reduction Filter/ Gasoline Particulate Filter (SCRf/GPF)	
EV Range Class A Combined (NEDC2*)	km/miles
EV Range TEL Combined (WLTP**)	km/miles

PERFORMANCE

Acceleration (secs) 0-100 km/h (0-60mph)
Maximum speed km/h (mph)

ELECTRIC MOTOR DATA

Maximum Power PS (kW)
Maximum Torque (Nm)

BRAKES

Front type
Front diameter (mm)
Rear type
Rear diameter (mm)
Park Brake

WEIGHTS (kg)†

Unladen weight (EU)††
Unladen weight (DIN)‡
Gross Vehicle Weight 5 seat/5 + 2 seating (GVW)

TOWING (kg)

Unbraked trailer
Maximum towing
Maximum coupling point (nose weight)
Maximum vehicle and trailer combination (5 seat/5 + 2 Seating)

ROOF CARRYING (kg)

Maximum roof load (including cross bars)
--

PETROL PHEV	PETROL	
P400e	P300	P360
91	104	104
■	■	■
48/30	-	-
41/25	-	-
6,3 (5,9)	7,3 (7,0)	6,6 (6,2)
220 (137)	201 (125)	209 (130)
143 (105)	-	-
275	-	-
Ventilated disc	Ventilated disc	Ventilated disc
380	349	380
Ventilated disc	Ventilated disc	Ventilated disc
365	325	365
Integrated into brake caliper	Integrated into brake caliper	Integrated into brake caliper
2.539	2.151	2.285
2.464	2.076	2.210
3.200	2.900/3.000	3.050/3.175
750	750	750
2.500	3.000	3.500
100	120	150
5.700	5.900/6.000	6.550/6.675
100	100	100

■ Standard - Not Available.

*The figures provided are NEDC2 calculated from official manufacturer’s WLTP tests in accordance with EU legislation with a fully charged battery. For comparison purposes only. Real world figures may differ. CO₂, fuel economy, energy consumption and range figures may vary according to factors such as driving styles, environmental conditions, load, wheel fitment and accessories fitted. NEDC2 are figures calculated using a Government formula from WLTP figures equivalent to what they would have been under the old NEDC test. The correct tax treatment can then be applied.

**The figures provided are as a result of official manufacturer’s tests in accordance with EU legislation with a fully charged battery. For comparison purposes only. Real world figures may differ. CO₂, fuel economy, energy consumption and range figures may vary according to factors such as driving styles, environmental conditions, load, wheel fitment, accessories fitted, actual route and battery condition. Range figures are based upon production vehicle over a standardised route.

†Weights reflect vehicles to standard specifications. Optional extras increase weight.

††Includes a 75kg driver, full fluids and 90% fuel.

‡Includes full fluids and 90% fuel.

ENGINES

POWERTRAIN
Mild Hybrid Electric Vehicle (MHEV)
Transmission
Driveline
Maximum power (PS/kW/rpm)
Maximum torque (Nm/rpm)
Capacity (cc)
No, of cylinders/Valves per cylinder
Cylinder layout
Bore/stroke (mm)
Compression ratio (:1)

FUEL ECONOMY - NEDC EQUIVALENT (NEDC2)*		
NEDC2 Consumption	Urban	l/100km (mpg)
	Extra Urban	l/100km (mpg)
	Combined	l/100km (mpg)
NEDC2 CO ₂ Emissions	Urban	g/km
	Extra Urban	g/km
	Combined	g/km

FUEL ECONOMY - WLTP**		
WLTP Consumption	Low	l/100km (mpg)
	Medium	l/100km (mpg)
	High	l/100km (mpg)
	Extra High	l/100km (mpg)
	Combined	l/100km (mpg)
WLTP CO ₂ Emissions	Low	g/km
	Medium	g/km
	High	g/km
	Extra High	g/km
	Combined	g/km

PETROL					
P400		5,0L V8 SUPERCHARGED			
■		-		-	
Automatic		Automatic		Automatic	
All Wheel Drive (AWD)		All Wheel Drive (AWD)		All Wheel Drive (AWD)	
400 (294)/5.500 - 6.500		525 (386)/6.000 - 6.500		575 (423)/6.000 - 6.500	
550/2.000 - 5.000		625/2.500 - 5.500		700/3.500 - 5.000	
2.996		5.000		5.000	
6/4		8/4		8/4	
Longitudinal I6		Longitudinal V8		Longitudinal V8	
83/92		92,5/93		92,5/93	
10,5		9,5		9,5	
CLASS A		CLASS A	CLASS C	CLASS B	CLASS C
11,7 (24,1)		16,8 (16,8)	17,4 (16,2)	16,4 (17,2)	16,4 (17,2)
7,7 (36,7)		9,7 (29,1)	10,0 (28,2)	10,6 (26,6)	10,6 (26,6)
9,2 (30,7)		12,3 (23,0)	12,7 (22,2)	12,8 (22,1)	12.8 (22.1)
266		382	395	374	374
176		221	228	242	242
209		280	289	290	290
15,2 - 16,1 (18,6 - 17,6)		20,4 - 22,2 (13,8 - 12,7)		22.5 (12.5)	
10,1 - 10,9 (28,1 - 25,9)		13,5 - 14,6 (20,9 - 19,4)		14,6 (19,4)	
8,5 - 9,5 (33,1 - 29,8)		11,7 - 12,5 (24,2 - 22,6)		12,6 (22,4)	
10,2 - 11,5 (27,6 - 24,6)		12,7 - 13,5 (22,3 - 20,9)		13,6 (20,8)	
10,3 - 11,4 (27,4 - 24,9)		13,6 - 14,6 (20,8 - 19,4)		14,7 (19,3)	
345 - 365		460 - 501		509	
228 - 247		306 - 329		329	
193 - 215		263 - 281		284	
232 - 260		286 - 304		307	
234 - 258		306 - 329		331	

■ Standard - Not Available.

Class A (20"-22" wheels with all season tyres), Class B (19" wheels and 22" wheels on SVR), Class C (21"-22" wheels with summer tyres and 21" all-season tyres on SVR).

*The figures provided are NEDC2 calculated from official manufacturer's WLTP tests in accordance with EU legislation. For comparison purposes only. Real world figures may differ. CO₂ and fuel economy figures may vary according to factors such as driving styles, environmental conditions, load, wheel fitment and accessories fitted. NEDC2 are figures calculated using a Government formula from WLTP figures equivalent to what they would have been under the old NEDC test. The correct tax treatment can then be applied.

**The figures provided are as a result of official manufacturer's tests in accordance with EU legislation. For comparison purposes only. Real world figures may differ. CO₂ and fuel economy figures may vary according to factors such as driving styles, environmental conditions, load, wheel fitment and accessories fitted.

TECHNICAL SPECIFICATION

FUEL ECONOMY - continued

Fuel tank capacity - useable litres
Selective Catalytic Reduction Filter/ Gasoline Particulate Filter (SCRf/GPF)

PERFORMANCE

Acceleration (secs) 0-100 km/h (0-60mph)
Maximum speed km/h (mph)

BRAKES

Front type
Front diameter (mm)
Rear type
Rear diameter (mm)
Park Brake

WEIGHTS (kg)**

Unladen weight (EU) [†]
Unladen weight (DIN) ^{††}
Gross Vehicle Weight 5 seat/5 + 2 seating (GVW)

TOWING (kg)

Unbraked trailer
Maximum towing
Maximum coupling point (nose weight)
Maximum vehicle and trailer combination (5 seat/5 + 2 Seating)

ROOF CARRYING (kg)

Maximum roof load (including cross bars)
--

PETROL			
P400	5,0L V8 SUPERCHARGED		
104	104		104
■	■		■
5,9 (5,6)	5,3 (5,0)		4,5 (4,3)
225 (140)	250/225* (155/140*)		283 (176)
Ventilated disc	Ventilated disc		Ventilated disc
380	380		380
Ventilated disc	Ventilated disc		Ventilated disc
365	365		365
Integrated into brake caliper	Integrated into brake caliper		Integrated into brake caliper
2.285	2.390		2.377
2.210	2.315		2.302
3.050/3.175	3.100/3.250		3.000
750	750		750
3.500	3.500		3.000
150	150		120
6.550/6.675	6.600/6.750		6.000
100	100		100

■ Standard

*With optional 5 + 2 seating.

**Weights reflect vehicles to standard specifications. Optional extras increase weight.

[†]Includes a 75kg driver, full fluids and 90% fuel.

^{††}Includes full fluids and 90% fuel.

DIMENSIONS AND CAPABILITIES

STANDARD RIDE HEIGHT

With roof rails 1.780mm
With roof antenna 1.803mm
With panoramic roof open 1.817mm
Access height air suspension setting will reduce each of the above by 50mm

HEADROOM

Maximum front headroom with panoramic roof 984mm
Rear headroom 991mm

LEGROOM

Maximum front legroom 1.004mm
Maximum rear legroom 940mm

LOADSPACE HEIGHT

Loadspace height (floor to ground) 837mm
Loadspace height (floor to roof) 790mm

LOADSPACE CAPACITY*

Height 837mm, Width 1.285mm
Loadspace width between arches 1.116mm
Maximum loadspace volume behind first row
Dry** 1.463 litres, Wet† 1.686 litres
Maximum loadspace volume behind second row
Dry** 623 litres, Wet† 780 litres

*Rear loadspace capacity is reduced on P400e models.
**Dry: Volume as measured with Verband Der Automobilindustrie-compliant solid blocks (200mm x 50mm x 100mm).
†Wet: Volume as measured by simulating the loadspace filled with liquid.
††With tow eye cover removed.

Please note: Figures may vary for SVR model and PHEV.

Some features on images may vary between optional and standard for different model years and due to the impact of Covid-19, many of our images have not been updated to reflect 22MY specifications. Please refer to the car configurator and additionally consult your local Retailer for detailed 22MY specifications and do not base an order on website imagery alone. Jaguar Land Rover Limited is constantly seeking ways to improve the specification, design and production of its vehicles, parts and accessories and alterations take place continually, and we reserve the right to change without notice.

OBSTACLE CLEARANCE

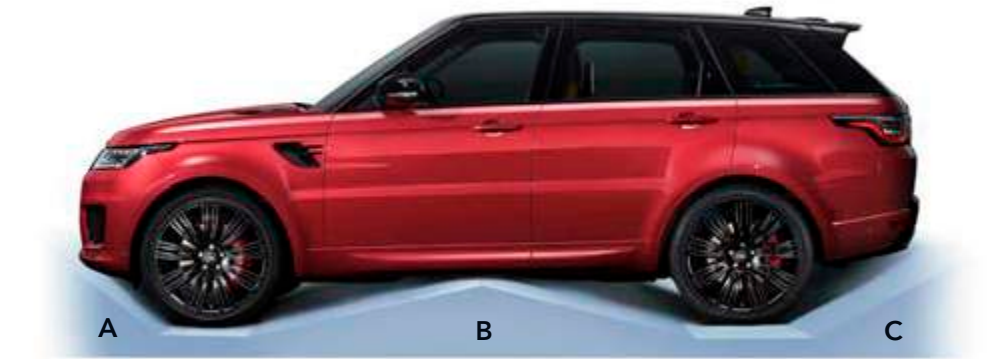
Off-road height 278mm
Standard ride height 213mm

TURNING CIRCLE

Kerb-to-kerb 12,4m
Wall-to-wall 12,5m
Turns lock-to-lock 2,7

WADING DEPTH

Maximum wading depth 850mm



	A	B	C
Ride Height	Approach Angle	Ramp Angle	Departure Angle
Off-road†† (SVR)	33,0° (29,2°)	25,7° (26,9°)	30,0° (28,0°)
Standard (SVR)	26,0° (20,6°)	21,2° (21,0°)	26,2° (23,9°)



Wheelbase 2.923mm

